



26th Edition

**ISU Challenger Series Synchronized
Milano – Sesto San Giovanni, ITALY
February 14 ÷ 16, 2020**

organized by the

A.S.D. PRECISION SKATING MILANO

In cooperation with the

FEDERAZIONE ITALIANA SPORT GHIACCIO

With the authorization of the

INTERNATIONAL SKATING UNION

Held in

Milan, Sesto San Giovanni – Italy

February 14-16, 2020

The event took place in the

PALASESTO

An artificial and heated indoor ice surface

PROTOCOL



ORGANIZING COMMITTEE

Paolo PREZIATI President

Franco CAPORALI Vice President and Event Coordinator

Daniela CORBETTA Event Coordinator

Edoardo BERGAMASCO Judge's Assistant

Anna CAPUTO , Stefania LATTANZIO
Assistants Referee Ice Level

Elisabetta FRIGERIO Announcer/Music



TIME SCHEDULE

Thursday, February 13th 2020

h. 14:00 ÷ 20:00 Official Registration at GRAND HOTEL BARONE DI SASSJ, Sesto San Giovanni.

Friday, February 14th 2020

h. 08:00 ÷ 14:00 Official Registration at GRAND HOTEL BARONE DI SASSJ, Sesto San Giovanni.

h. 17:00 ÷ 18 00 Initial Judges Meeting (Referees and Judges) at GRAND HOTEL BARONE DI SASSJ, Sesto San Giovanni.

h. 18:30 ÷ 19:15 Official Draw at GRAND HOTEL BARONE DI SASSJ, Sesto San Giovanni.

h. 19:15 ÷ 19:45 Meeting for Referees, Technical Controller, Technical Specialists and Data/Replay Operators at GRAND HOTEL BARONE DI SASSJ, Sesto San Giovanni.

h. 20.30 Official Dinner for Judges/Referees/Technical Controller/Technical Specialists/Data-Replay Operators.

Saturday, February 15th 2020

h. 06:30 ÷ 09:20 Official Practice Junior Short Program.

h. 09:30 ÷ 13:50 Official Practice Senior Short Program.

h. 15.00 ÷ 15:15 Opening Ceremony (Palasesto Arena).

h. 15:30 ÷ 17:45 Junior Short Program Event.

h. 18:05 ÷ 21:31 Senior Short Program Event

Sunday, February 16th 2020

h. 06:00 ÷ 09:20 Official Practice Junior Free Skating.

h. 09:30 ÷ 14:46 Official Practice Senior Free Skating.

h. 15:30 ÷ 17:52 Junior Free Skating Event.

h. 18:13 ÷ 22:17 Senior Free Skating Event.

h. 22:30 ÷ 22:50 Award Ceremony for Junior and Senior.

h. 22:20 ÷ 22:40 Technical Panel Review Meeting (TC+TS+DRO) at ICE RINK

h. 23:30 ÷ 01:30 Round Table Discussion for Junior / Senior (Referees and Judges) at GRAND HOTEL BARONE di SASSJ in Sesto San Giovanni.

OFFICIALS

Referees and Technical Panel

JUNIOR

REFEREE	Ms. ALEPIN Cynthia	(CAN) ISU
TECHNICAL CONTROLLER	Mr. KRUEGER Dann	(USA) ISU
TECHNICAL SPECIALIST	Ms. KOBAZEVA Daria	(RUS) ISU
ASSISTANT TECHNICAL SPECIALIST	Ms. CRISAFULLI Carolina	(ITA) ISU
DATA OPERATOR	Ms. GRAGLIA Flavia	(ITA) ISU
REPLAY OPERATOR	Mr. BALLABIO Matteo	(ITA) ISU

SENIOR

REFEREE	Mr. MASSIMO Orlandini	(ITA) ISU
TECHNICAL CONTROLLER	Mr. MAITROT Philippe	(FRA) ISU
TECHNICAL SPECIALIST	Ms. WIESMEIER Karen	(USA) ISU
ASSISTANT TECHNICAL SPECIALIST	Ms. PASTORELLI Cristina	(ITA) ISU
DATA OPERATOR	Mr. BALLABIO Matteo	(ITA) ISU
REPLAY OPERATOR	Ms. GRAGLIA Flavia	(ITA) ISU

Spring Cup 2020

ENTRY LIST

JUNIOR

	Name(s)	Nation	
1	Team Zagreb Snowflakes Junior	CRO	1
2	Team Kometa Junior	CZE	2
3	Team Fireblades Junior	FIN	3
4	Team Stella Polaris Junior	FIN	3
5	Team Zazou Junior	FRA	4
6	Team Berlin Junior	GER	5
7	Team Hot Shivers Junior	ITA	6
8	Team Shining Blades Junior	ITA	6
9	Team Ice Fire Junior	POL	7
10	Team Junost Junior	RUS	8
11	Team Seaside Junior	SWE	9
12	Team Spirit Junior	SWE	9
13	Team Starlight Junior	SUI	10
14	Team Lexettes Junior	USA	11
15	Teams Elite Junior	USA	11

Spring Cup 2020

PANEL OF JUDGES

JUNIOR

Officials

Technical Controller	Mr. Dann KRUEGER	ISU
Technical Specialist	Ms. Daria KOBAZEVA	ISU
Assistant Technical Specialist	Ms. Carolina CRISAFULLI	ISU

Judges

Referee	Ms. Cynthia ALEPIN	ISU
Judge No.1	Ms. Laura CICERI	ITA
Judge No.2	Ms. Wendy ENZMANN	USA
Judge No.3	Ms. Maria POSKACHEY	RUS
Judge No.4	Mr. Josip CEROVAC	CRO
Judge No.5	Ms. Nina BISCHOFF	SUI
Judge No.6	Ms. Uta LIMPET	GER
Judge No.7	Mr. Christophe JAILLET	FRA
Judge No.8	Ms. Marie MATTSSON	SWE

Data/Replay Operator

Data Operator	Ms. Flavia GRAGLIA	ISU
Replay Operator	Mr. Matteo BALLABIO	ISU

Calculation Setup Verification for Referee

Spring Cup 2020

Category Junior

Event parameter

Software Version	3.5.6	Competition Type	International Competition
Elm Xml Version	1920.1	Calculation	ISU Judging System
Sys Elm Xml Version	1920.1	Trimmed Mean	Starts with 5 judges
		Verification Rules Season	2019-2020

Category parameter

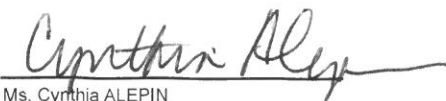
Category type	Synchro	Level	Junior
Gender	Teams		

Segment Short Program

General segment factor	1.00	checksum element table:	4b42ac6afdf92540868df44aa552d6e8	
Credit for highlight distribution	1.0	Program time	2:50	max.
		Start time 2nd half of program	0:00	
		Verification Rules	ISU Rules	
Program components:	Factor	Deductions:	Entered By	Values
General component factor	0.8			
1: Skating Skills	1,00	1: Costume/prop violation	Majority	0 -1
2: Transitions	1,00	2: Program time violation	Referee	0 -1 -2 -3 -4 -5 -6
3: Performance	1,00	3: Music requirements violation	Referee	0 -1
4: Composition	1,00	4: Illegal element	Tech. Panel	0 -2 -4 -6
5: Interpretation of the Music/Timing	1,00	5: Interruption in excess	Referee	0 -1 -2 -3 -4 -5 -6
		6: Separations in excess	Majority	0 -1.5
		7: Costume failure	Referee	0 -1
		8: Falls	Tech. Panel	-1 per Fall
		9: Additional element	Tech. Panel	0 -1.5 -3 -4.5 -6
		10: Ice pattern/cov. req. not met	Tech. Panel	0 -1.5
		11: Repeated element shape	Tech. Panel	0 -1.5 -3
		12: Omitted Requirements	Tech. Panel	0 -0.5
		13:		
		14: Interruption of program w. allow.	Referee	0 -5
		15: Stopping in Excess	Referee	0 -1.5
		16: Non-permitted element	Tech. Panel	0 -1.5 -3 -4.5 -6
		17: Late start	Referee	0 -1

Segment Free Skating

General segment factor	1.00	checksum element table:	e1e2dc035ab047220078355e72ac75f4	
Credit for highlight distribution	1.0	Program time	3:30	+/- 10 sec.
		Start time 2nd half of program	0:00	
		Verification Rules	ISU Rules	
Program components:	Factor	Deductions:	Entered By	Values
General component factor	1.6			
1: Skating Skills	1,00	1: Costume/prop violation	Majority	0 -1
2: Transitions	1,00	2: Program time violation	Referee	0 -1 -2 -3 -4 -5 -6
3: Performance	1,00	3: Music requirements violation	Referee	0 -1
4: Composition	1,00	4: Illegal element	Tech. Panel	0 -2 -4 -6
5: Interpretation of the Music/Timing	1,00	5: Interruption in excess	Referee	0 -1 -2 -3 -4 -5 -6
		6: Separations in excess	Majority	0 -1.5
		7: Costume failure	Referee	0 -1
		8: Falls	Tech. Panel	-1 per Fall
		9: Additional element	Tech. Panel	0 -1.5 -3 -4.5 -6
		10: Ice pattern/cov. req. not met	Tech. Panel	0 -1.5
		11: Repeated element shape	Tech. Panel	0 -1.5 -3
		12: Omitted Requirements	Tech. Panel	0 -0.5
		13:		
		14: Interruption of program w. allow.	Referee	0 -5
		15: Stopping in Excess	Referee	0 -1.5
		16: Non-permitted element	Tech. Panel	0 -1.5 -3 -4.5 -6
		17: Late start	Referee	0 -1


Ms. Cynthia ALEPIN

Competition Setup - Calculation Parameter

Spring Cup 2020

Junior

Category parameter Type: Synchro Gender: Teams Level: Junior

Short Program

checksum setup: **27832cb00f594fae92e90cee9b744a49**

element table: **4b42ac6afdf92540868df44aa552d6e8**

General segment factor	1.00	Program time	2:50 max.
Factor jumps 2nd half of program	1.0	Start time 2nd half of program	0:00
Factor base value combo lift (Ice Dance)	1,00		

Program components:

Deductions:

General component factor	0.8		
1: Skating Skills	1.00	Costume/prop violation	1.00
2: Transitions	1.00	Program time violation	1.00
3: Performance	1.00	Music requirements violation	1.00
4: Composition	1.00	Illegal element	1.00
5: Interpretation of the Music/Timing	1.00	Interruption in excess	1.00
6:	0.00	Separations in excess	1.00
7:	0.00	Costume failure	1.00
8:	0.00	Falls	1.00
9:	0.00	Additional element	1.00
10:	0.00	Ice pattern/cov. req. not met	1.00
11:		Repeated element shape	1.00
12:		Omitted Requirements	1.00
13:			0.00
14:		Interruption of program w. allow.	1.00
15:		Stopping in Excess	1.00
16:		Non-permitted element	1.00
17:		Late start	1.00

Verification: ISU Rules

Free Skating

checksum setup: **c43576a1c93c953a5dcce852079211b2**

element table: **e1e2dc035ab047220078355e72ac75f4**

General segment factor	1.00	Program time	3:30 +/- 10 sec.
Factor jumps 2nd half of program	1.0	Start time 2nd half of program	0:00
Factor base value combo lift (Ice Dance)	1,00		

Program components:

Deductions:

General component factor	1.6		
1: Skating Skills	1.00	Costume/prop violation	1.00
2: Transitions	1.00	Program time violation	1.00
3: Performance	1.00	Music requirements violation	1.00
4: Composition	1.00	Illegal element	1.00
5: Interpretation of the Music/Timing	1.00	Interruption in excess	1.00
6:	0.00	Separations in excess	1.00
7:	0.00	Costume failure	1.00
8:	0.00	Falls	1.00
9:	0.00	Additional element	1.00
10:	0.00	Ice pattern/cov. req. not met	1.00
11:		Repeated element shape	1.00
12:		Omitted Requirements	1.00
13:			0.00
14:		Interruption of program w. allow.	1.00
15:		Stopping in Excess	1.00
16:		Non-permitted element	1.00
17:		Late start	1.00

Verification: ISU Rules

Spring Cup 2020

JUNIOR

PalaSesto	15 feb 2020 16 feb 2020	Short Program Free Skating
------------------	----------------------------	-------------------------------

Size of Skating Area	:	30m*60m
Ice Conditions	:	very good
Number of Entries	:	15
Number of Participants	:	15

Entry Withdrawn	:	
-----------------	---	--

Short Program			
Duration	:	2:50	Max.
Segment Factor	:	1,00	
Program Component Factors			
		Skating Skills	0.80
		Transitions	0.80
		Performance	0.80
		Composition	0.80
		Interpretation of the Music/Timing	0.80

Free Skating			
Duration	:	3:30	+ - 10 Sec.
Segment Factor	:	1,00	
Program Components Factors			
		Skating Skills	1.60
		Transitions	1.60
		Performance	1.60
		Composition	1.60
		Interpretation of the Music/Timing	1.60

Spring Cup 2020

RESULTS

JUNIOR FINAL RESULT

Pl. Name	Nation	Total Score	SP	FS
1 Team Junost Junior	RUS	207,26	1	1
2 Teams Elite Junior	USA	184,73	2	2
3 Team Lexettes Junior	USA	175,20	3	3
4 Team Fireblades Junior	FIN	164,78	5	4
5 Team Stella Polaris Junior	FIN	157,92	4	5
6 Team Seaside Junior	SWE	147,56	6	6
7 Team Hot Shivers Junior	ITA	131,13	7	7
8 Team Spirit Junior	SWE	125,03	8	8
9 Team Zazou Junior	FRA	118,33	9	9
10 Team Ice Fire Junior	POL	103,68	10	11
11 Team Starlight Junior	SUI	96,42	12	10
12 Team Shining Blades Junior	ITA	94,56	11	12
13 Team Berlin Junior	GER	91,72	13	13
14 Team Kometa Junior	CZE	83,24	14	14
15 Team Zagreb Snowflakes Junior	CRO	59,97	15	15



Ms. Cynthia ALEPIN ISU
Referee

Printed: 16/02/2020 18:01:33



Mr. Dann KRUEGER ISU
Technical Controller

Spring Cup 2020

RESULTS

JUNIOR SHORT PROGRAM

Pl.	Name	Nation	Total Segment Score
1	Team Junost Junior	RUS	77.27
2	Teams Elite Junior	USA	68.30
3	Team Lexettes Junior	USA	64.31
4	Team Stella Polaris Junior	FIN	63.43
5	Team Fireblades Junior	FIN	62.61
6	Team Seaside Junior	SWE	53.92
7	Team Hot Shivers Junior	ITA	47.19
8	Team Spirit Junior	SWE	46.35
9	Team Zazou Junior	FRA	43.47
10	Team Ice Fire Junior	POL	39.05
11	Team Shining Blades Junior	ITA	31.61
12	Team Starlight Junior	SUI	31.14
13	Team Berlin Junior	GER	29.44
14	Team Kometa Junior	CZE	23.18
15	Team Zagreb Snowflakes Junior	CRO	11.32

Spring Cup 2020

JUNIOR SHORT PROGRAM

JUDGES DETAILS PER SKATER

Rank	Name	Nation	Starting Number	Total Segment Score	Total Element Score	Total Program Component Score (factored)	Total Deductions
1	Team Junost Junior	RUS	3	77.27	42.50	34.77	0.00

#	Executed Elements	Info	Base Value	GOE	Elm. Ded.	J1	J2	J3	J4	J5	J6	J7	J8	J9	Ref	Scores of Panel
1	TW4		5.00	2.00		4	4	5	4	3	4	4	4			7.00
2	TE4		6.50	2.38		3	2	4	3	4	4	4	4			8.88
3	I3+pi3		6.50	2.49		4	3	4	2	4	4	4	5			8.99
4	NHE4+s4		6.50	2.93		4	4	5	5	4	5	5	4			9.43
5	ME3+fm3		6.00	2.20		5	5	3	2	4	2	5	3			8.20
			30.50													42.50
	Program Components			Factor												
	Skating Skills			0.80		8,50	8,75	9,25	8,75	8,50	7,50	8,50	9,00			8.67
	Transitions			0.80		8,75	8,75	8,75	8,50	8,00	8,00	9,00	8,50			8.54
	Performance			0.80		8,50	9,00	9,00	8,75	8,25	8,25	8,75	8,75			8.67
	Composition			0.80		8,75	9,00	9,00	9,00	8,50	8,25	8,75	8,75			8.79
	Interpretation of the Music/Timing			0.80		9,00	8,50	9,25	9,00	8,75	7,75	9,00	8,50			8.79
	Judges Total Program Component Score (factored)															34.77

Deductions	0.00
-------------------	-------------

Rank	Name	Nation	Starting Number	Total Segment Score	Total Element Score	Total Program Component Score (factored)	Total Deductions
2	Teams Elite Junior	USA	8	68.30	38.12	30.18	0.00

#	Executed Elements	Info	Base Value	GOE	Elm. Ded.	J1	J2	J3	J4	J5	J6	J7	J8	J9	Ref	Scores of Panel
1	TE4		6.50	1.84		3	3	3	2	3	2	4	3			8.34
2	I3+pi3		6.50	1.30		3	2	0	0	2	2	3	3			7.80
3	NHE4+s4		6.50	1.73		3	3	3	2	3	2	4	2			8.23
4	TW4		5.00	1.25		3	2	2	1	3	2	3	4			6.25
5	ME3+fm3		6.00	1.50		3	3	2	2	3	2	4	2			7.50
			30.50													38.12
	Program Components			Factor												
	Skating Skills			0.80		7,25	7,25	7,75	6,00	7,25	7,00	8,00	7,25			7.29
	Transitions			0.80		7,50	7,00	8,00	6,50	7,75	6,75	8,25	7,25			7.38
	Performance			0.80		8,00	7,50	8,00	6,75	7,50	7,25	8,25	7,75			7.67
	Composition			0.80		8,25	7,50	8,00	7,00	8,00	7,25	8,00	7,50			7.71
	Interpretation of the Music/Timing			0.80		8,00	7,00	8,25	7,25	8,25	7,00	8,25	7,25			7.67
	Judges Total Program Component Score (factored)															30.18

Deductions	0.00
-------------------	-------------

Rank	Name	Nation	Starting Number	Total Segment Score	Total Element Score	Total Program Component Score (factored)	Total Deductions
3	Team Lexettes Junior	USA	5	64.31	33.60	30.71	0.00

#	Executed Elements	Info	Base Value	GOE	Elm. Ded.	J1	J2	J3	J4	J5	J6	J7	J8	J9	Ref	Scores of Panel
1	TE4		6.50	1.30		2	2	2	2	2	2	2	1			7.80
2	I2+pi3		5.50	1.47		4	3	2	1	-1	3	4	3			6.97
3	ME3+fm2		5.00	1.33		3	3	3	3	2	2	3	2			6.33
4	NHE4+s3		5.00	1.17		3	2	2	3	2	2	3	2			6.17
5	TW4		5.00	1.33		3	3	2	3	3	2	2	3			6.33
			27.00													33.60
	Program Components			Factor												
	Skating Skills			0.80		7,75	7,50	7,75	7,75	6,75	6,50	7,50	7,25			7.42
	Transitions			0.80		8,25	7,50	8,25	7,50	7,25	5,50	8,00	7,00			7.58
	Performance			0.80		8,00	7,75	8,75	8,00	7,25	6,00	8,00	7,25			7.71
	Composition			0.80		8,50	8,00	8,50	8,25	7,50	6,25	8,00	7,50			7.96
	Interpretation of the Music/Timing			0.80		8,00	7,50	8,75	8,25	7,25	5,50	8,25	7,00			7.71
	Judges Total Program Component Score (factored)															30.71

Deductions	0.00
-------------------	-------------

Spring Cup 2020

JUNIOR SHORT PROGRAM

JUDGES DETAILS PER SKATER

Rank	Name	Nation	Starting Number	Total Segment Score	Total Element Score	Total Program Component Score (factored)	Total Deductions
4	Team Stella Polaris Junior	FIN	7	63.43	33.65	29.78	0.00

#	Executed Elements	Info	Base Value	GOE	Elm. Ded.	J1	J2	J3	J4	J5	J6	J7	J8	J9	Ref	Scores of Panel
1	TE3		5.50	1.19		2	2	1	2	2	2	3	3			6.69
2	TW4		5.00	1.33		4	4	3	2	2	2	3	2			6.33
3	NHE4+s4		6.50	1.63		3	2	2	2	-1	3	4	3			8.13
4	I3+pi2		5.00	1.00		3	3	2	1	-2	2	2	2			6.00
5	ME3+fm2		5.00	1.50		4	4	2	3	2	2	4	3			6.50
			27.00													33.65
	Program Components				Factor											
	Skating Skills			0.80		8,00	7,50	7,75	6,75	5,25	7,25	7,00	7,25			7.25
	Transitions			0.80		8,00	7,75	7,50	7,50	6,00	6,75	7,50	7,50			7.42
	Performance			0.80		8,00	8,00	7,75	7,75	5,75	7,50	7,25	7,50			7.63
	Composition			0.80		7,50	7,75	8,00	7,50	6,75	7,25	7,25	7,75			7.50
	Interpretation of the Music/Timing			0.80		8,00	7,25	7,75	7,75	6,50	6,75	7,50	7,50			7.42
	Judges Total Program Component Score (factored)															29.78

Deductions	0.00
-------------------	-------------

Rank	Name	Nation	Starting Number	Total Segment Score	Total Element Score	Total Program Component Score (factored)	Total Deductions
5	Team Fireblades Junior	FIN	9	62.61	32.72	29.89	0.00

#	Executed Elements	Info	Base Value	GOE	Elm. Ded.	J1	J2	J3	J4	J5	J6	J7	J8	J9	Ref	Scores of Panel
1	TE4		6.50	1.41		3	1	2	1	2	3	3	2			7.91
2	ME3+fm2		5.00	1.33		4	2	3	2	3	3	3	2			6.33
3	I3+pi3		6.50	1.30		3	1	2	1	0	2	3	3			7.80
4	NHE3+s2		3.50	0.93		3	2	2	3	2	3	4	3			4.43
5	TW4		5.00	1.25		4	1	2	3	2	3	2	3			6.25
			26.50													32.72
	Program Components				Factor											
	Skating Skills			0.80		7,25	6,50	7,75	6,75	6,50	7,25	7,25	7,25			7.04
	Transitions			0.80		7,75	7,25	8,75	7,25	7,50	7,25	7,75	7,50			7.50
	Performance			0.80		7,50	7,00	8,50	7,50	7,25	7,50	7,50	7,50			7.46
	Composition			0.80		7,75	8,00	8,75	7,50	8,25	7,50	7,25	7,75			7.79
	Interpretation of the Music/Timing			0.80		7,25	7,50	8,50	7,75	7,75	7,50	7,75	7,25			7.58
	Judges Total Program Component Score (factored)															29.89

Deductions	0.00
-------------------	-------------

Rank	Name	Nation	Starting Number	Total Segment Score	Total Element Score	Total Program Component Score (factored)	Total Deductions
6	Team Seaside Junior	SWE	14	53.92	28.76	25.16	0.00

#	Executed Elements	Info	Base Value	GOE	Elm. Ded.	J1	J2	J3	J4	J5	J6	J7	J8	J9	Ref	Scores of Panel
1	ME3+fm3		6.00	1.40		3	2	3	2	2	2	4	2			7.40
2	TE3		5.50	0.18		1	-1	1	0	-1	1	3	0			5.68
3	TW4		5.00	1.08		2	1	3	3	0	2	3	2			6.08
4	I3+pi2		5.00	0.33		3	-1	3	-1	-1	1	1	1			5.33
5	NHE4+s2		4.00	0.27		0	0	2	1	-1	1	1	1			4.27
			25.50													28.76
	Program Components				Factor											
	Skating Skills			0.80		5,50	5,50	6,75	5,75	5,25	6,75	6,50	5,75			5.96
	Transitions			0.80		5,75	5,75	7,00	6,00	5,75	6,50	7,00	6,50			6.25
	Performance			0.80		5,75	5,50	7,25	6,25	5,50	7,00	7,00	6,50			6.33
	Composition			0.80		5,50	6,00	7,25	6,25	6,00	7,00	7,25	6,75			6.54
	Interpretation of the Music/Timing			0.80		5,50	5,75	7,25	6,50	5,75	6,75	7,25	6,25			6.38
	Judges Total Program Component Score (factored)															25.16

Deductions	0.00
-------------------	-------------

Spring Cup 2020

JUNIOR SHORT PROGRAM

JUDGES DETAILS PER SKATER

Rank	Name	Nation	Starting Number	Total Segment Score	Total Element Score	Program Score (factored)	Total Component Score (factored)	Total Deductions
13	Team Berlin Junior	GER	6	29.44	13.99		16.45	-1.00

#	Executed Elements	Info	Base Value	GOE	Elm. Ded.	J1	J2	J3	J4	J5	J6	J7	J8	J9	Ref	Scores of Panel	
1	ME3+fm2		5.00	0.33		0	1	1	1	-1	0	1	1			5.33	
2	TEB	F	1.50	-0.60		-4	-4	-3	-4	-5	-4	-4	-4			0.90	
3	I2+pi1		2.00	-0.17		1	-2	0	-1	-2	-1	-1	0			1.83	
4	TW4		5.00	-0.50		-2	-1	-1	-1	-2	0	0	-1			4.50	
5	NHE3+sB		1.75	-0.32		-2	-1	-1	-2	-3	-3	-2	0			1.43	
			15.25													13.99	
Program Components				Factor													
Skating Skills				0.80		3,75	3,50	5,50	4,00	4,00	4,50	3,50	4,50				4.04
Transitions				0.80		4,00	3,25	5,50	4,25	4,25	4,25	3,50	4,25				4.08
Performance				0.80		4,00	3,75	5,00	4,00	3,75	4,25	3,50	4,50				4.04
Composition				0.80		4,25	4,00	5,50	4,50	4,25	4,25	3,75	5,00				4.38
Interpretation of the Music/Timing				0.80		4,00	4,00	5,75	4,00	3,50	4,00	4,00	4,25				4.04
Judges Total Program Component Score (factored)																16.45	

Deductions	Falls: -1.00																-1.00
-------------------	--------------	--	--	--	--	--	--	--	--	--	--	--	--	--	--	--	--------------

F Fall

Rank	Name	Nation	Starting Number	Total Segment Score	Total Element Score	Program Score (factored)	Total Component Score (factored)	Total Deductions
14	Team Kometa Junior	CZE	12	23.18	12.28		14.40	-3.50

#	Executed Elements	Info	Base Value	GOE	Elm. Ded.	J1	J2	J3	J4	J5	J6	J7	J8	J9	Ref	Scores of Panel	
1	TEB	F	1.50	-0.48		-3	-3	-4	-3	-4	-3	-3	-3			1.02	
2	I2+pi2		4.00	-1.00		-3	-2	-3	-3	-2	-3	-2	-2			3.00	
3	ME3+fm2+d3		5.00	-0.25		-1	0	-1	0	-1	-2	0	0			4.75	
4	NHE3+s1	F	2.50	-0.79		-3	-3	-4	-3	-5	-4	-2	-1			1.71	
5	TW1		2.00	-0.20		-1	-1	-1	0	-2	-3	-1	0			1.80	
			15.00													12.28	
Program Components				Factor													
Skating Skills				0.80		3,25	3,75	3,75	3,75	3,00	3,50	3,75	3,75				3.63
Transitions				0.80		3,50	3,50	3,75	3,50	2,75	3,00	3,50	4,25				3.46
Performance				0.80		3,00	4,00	3,75	3,25	3,00	3,25	3,50	4,00				3.46
Composition				0.80		3,75	4,25	4,00	3,75	3,25	3,50	4,00	4,25				3.88
Interpretation of the Music/Timing				0.80		3,75	4,25	4,00	3,50	2,75	3,00	3,50	3,75				3.58
Judges Total Program Component Score (factored)																14.40	

Deductions	Falls: -2.00	Ice pattern/cov. req. not met: -1.50															-3.50
-------------------	--------------	--------------------------------------	--	--	--	--	--	--	--	--	--	--	--	--	--	--	--------------

F Fall

Spring Cup 2020

JUNIOR SHORT PROGRAM

JUDGES DETAILS PER SKATER

Rank	Name	Nation	Starting Number	Total Segment Score	Total Element Score	Program Score (factored)	Component Score (factored)	Total Deductions
15	Team Zagreb Snowflakes Junior	CRO	11	11.32	6.85	12.47		-8.00

#	Executed Elements	Info	Base Value	GOE	Elm. Ded.	J1	J2	J3	J4	J5	J6	J7	J8	J9	Ref	Scores of Panel
1	TW1		2.00	-0.37		-3	-1	-1	-4	-4	0	0	-2			1.63
2	TEB	F	1.50	-0.73		-5	-5	-5	-5	-5	-5	-4	-4			0.77
3	ME2+fm2	F	4.00	-1.47		-3	-4	-4	-2	-4	-4	-4	-3			2.53
4	NHE3+sB	F	1.75	-0.79		-5	-5	-5	-4	-5	-4	-4	-4			0.96
5	I2+piB		1.25	-0.29		-2	-2	-2	-3	-3	-3	-2	-2			0.96
			10.50													6.85
	Program Components				Factor											
	Skating Skills			0.80		3,25	2,75	3,75	2,50	2,75	3,75	3,50	3,25			3.21
	Transitions			0.80		3,00	2,50	3,75	2,25	3,00	3,00	3,25	3,50			3.04
	Performance			0.80		2,75	1,75	3,50	2,00	2,25	3,00	3,00	3,00			2.67
	Composition			0.80		4,00	3,25	3,75	2,50	3,50	3,75	3,50	4,25			3.63
	Interpretation of the Music/Timing			0.80		3,25	2,75	3,50	2,75	2,75	3,25	3,25	3,00			3.04
	Judges Total Program Component Score (factored)															12.47

Deductions	Falls	-8.00
		-8.00

F Fall

printed: 15/02/2020 17:49:21

JUNIOR

RESULT DETAILS SHORT PROGRAM

Pl.	Name	Nation	Total Segment Score =	Total Element Score +	Tot. Prog. Comp. Score * +	SS	TR	PE	CO	IN	Deduct. -
1	Team Junost Junior	RUS	77.27	42.50	34.77	8.67	8.54	8.67	8.79	8.79	0.00
2	Teams Elite Junior	USA	68.30	38.12	30.18	7.29	7.38	7.67	7.71	7.67	0.00
3	Team Lexettes Junior	USA	64.31	33.60	30.71	7.42	7.58	7.71	7.96	7.71	0.00
4	Team Stella Polaris Junior	FIN	63.43	33.65	29.78	7.25	7.42	7.63	7.50	7.42	0.00
5	Team Fireblades Junior	FIN	62.61	32.72	29.89	7.04	7.50	7.46	7.79	7.58	0.00
6	Team Seaside Junior	SWE	53.92	28.76	25.16	5.96	6.25	6.33	6.54	6.38	0.00
7	Team Hot Shivers Junior	ITA	47.19	23.88	24.81	5.75	6.08	6.33	6.54	6.33	1.50
8	Team Spirit Junior	SWE	46.35	23.76	23.59	5.71	5.96	5.71	6.17	5.92	1.00
9	Team Zazou Junior	FRA	43.47	23.13	20.34	4.88	5.08	5.08	5.33	5.08	0.00
10	Team Ice Fire Junior	POL	39.05	20.85	18.20	4.58	4.33	4.67	4.75	4.42	0.00
11	Team Shining Blades Junior	ITA	31.61	15.39	17.22	4.04	4.25	4.29	4.63	4.33	1.00
12	Team Starlight Junior	SUI	31.14	14.61	16.53	4.08	3.96	4.17	4.33	4.13	0.00
13	Team Berlin Junior	GER	29.44	13.99	16.45	4.04	4.08	4.04	4.38	4.04	1.00
14	Team Kometa Junior	CZE	23.18	12.28	14.40	3.63	3.46	3.46	3.88	3.58	3.50
15	Team Zagreb Snowflakes Junior	CRO	11.32	6.85	12.47	3.21	3.04	2.67	3.63	3.04	8.00

SS = Skating Skills

TR = Transitions

PE = Performance

CO = Composition

IN = Interpretation of the Music/Timing

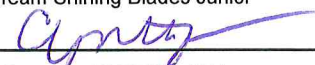
* = factored score


Printed: 15/02/2020 17:49:11

**Spring Cup 2020
Deduction Protocol**

JUNIOR SHORT PROGRAM

#	Name	Nation	Deductions														Total		
			Costume/ prop violation	Program time violation	Music requirem nts violation	Illegal element	Interruptio n in excess	Separatio ns in excess	Costume failure	Falls	Additional element	Ice pattern/co v. req. not met	Repeated element shape	Omitted Requirem ents	Interruptio n of program w. allow.	Stopping in Excess		Non-permi tted element	Late start
1	Team Starlight Junior	SUI																	0.0
2	Team Zazou Junior	FRA																	0.0
3	Team Junost Junior	RUS																	0.0
4	Team Spirit Junior	SWE								1.0									1.0
5	Team Lexettes Junior	USA																	0.0
6	Team Berlin Junior	GER								1.0									1.0
7	Team Stella Polaris Junior	FIN																	0.0
8	Teams Elite Junior	USA																	0.0
9	Team Fireblades Junior	FIN																	0.0
10	Team Hot Shivers Junior	ITA																	0.0
11	Team Zagreb Snowflakes Junior	CRO								8.0									8.0
12	Team Kometa Junior	CZE								2.0									3.5
13	Team Ice Fire Junior	POL																	0.0
14	Team Seaside Junior	SWE																	0.0
15	Team Shining Blades Junior	ITA																	0.0
										1.0									1.0


Ms. Cynthia ALEPIN ISU
 Referee


Mr. Dann KRUEGER ISU
 Technical Controller

Spring Cup 2020

RESULTS

JUNIOR FREE SKATING

Pl.	Name	Nation	Total Segment Score
1	Team Junost Junior	RUS	129.99
2	Teams Elite Junior	USA	116.43
3	Team Lexettes Junior	USA	110.89
4	Team Fireblades Junior	FIN	102.17
5	Team Stella Polaris Junior	FIN	94.49
6	Team Seaside Junior	SWE	93.64
7	Team Hot Shivers Junior	ITA	83.94
8	Team Spirit Junior	SWE	78.68
9	Team Zazou Junior	FRA	74.86
10	Team Starlight Junior	SUI	65.28
11	Team Ice Fire Junior	POL	64.63
12	Team Shining Blades Junior	ITA	62.95
13	Team Berlin Junior	GER	62.28
14	Team Kometa Junior	CZE	60.06
15	Team Zagreb Snowflakes Junior	CRO	48.65

Printed: 16/02/2020 18:01:57

Spring Cup 2020

JUNIOR FREE SKATING

JUDGES DETAILS PER SKATER

Rank	Name	Nation	Starting Number	Total Segment Score	Total Element Score	Total Program Component Score (factored)	Total Deductions
1	Team Junost Junior	RUS	15	129.99	61.69	70.30	-2.00

#	Executed Elements	Info	Base Value	GOE	Elm. Ded.	J1	J2	J3	J4	J5	J6	J7	J8	J9	Ref	Scores of Panel	
1	ME4+fm3		6.50	2.93		5	4	5	5	5	2	4	4			9.43	
2	SySp4		6.00	2.60		5	4	4	4	5	2	4	5			8.60	
3	I3+pi3		6.50	2.38		3	3	4	3	4	3	5	5			8.88	
4	AL2		4.00	1.60		4	4	4	4	4	2	4	4			5.60	
5	TC4	F	5.00	-1.25		-4	-2	-1	-4	-4	0	0	-4			3.75	
6	I3+pi3		6.50	2.28		4	2	4	3	3	3	4	5			8.78	
7	PB3		5.50	1.83		3	3	4	4	1	2	4	4			7.33	
8	NHE4+s4		6.50	2.82		4	4	5	5	5	2	4	4			9.32	
			46.50													61.69	
Program Components				Factor													
Skating Skills				1.60		8,75	8,75	9,00	8,50	8,75	8,50	8,00	9,25				8.71
Transitions				1.60		8,75	9,00	9,25	8,75	8,50	8,25	8,50	9,00				8.75
Performance				1.60		8,75	8,50	9,00	8,50	8,75	7,50	8,25	9,00				8.63
Composition				1.60		9,00	9,25	9,25	8,75	9,00	7,75	8,50	9,25				8.96
Interpretation of the Music/Timing				1.60		9,00	9,00	9,25	9,00	9,00	7,50	8,25	9,00				8.88
Judges Total Program Component Score (factored)																	70.30

Deductions	Falls: -2.00	-2.00
-------------------	--------------	--------------

F Fall

Rank	Name	Nation	Starting Number	Total Segment Score	Total Element Score	Total Program Component Score (factored)	Total Deductions
2	Teams Elite Junior	USA	14	116.43	53.11	64.32	-1.00

#	Executed Elements	Info	Base Value	GOE	Elm. Ded.	J1	J2	J3	J4	J5	J6	J7	J8	J9	Ref	Scores of Panel	
1	SySp4		6.00	2.30		4	4	4	4	5	3	4	3			8.30	
2	TC4		5.00	1.25		3	2	3	2	4	2	3	2			6.25	
3	PB3		5.50	1.28		2	2	3	2	3	2	3	2			6.78	
4	I2+pi2		4.00	1.20		4	3	3	1	3	2	4	3			5.20	
5	NHE4+s4		6.50	1.84		3	2	3	3	4	2	4	2			8.34	
6	ME4+fm3		6.50	1.84		2	2	4	3	4	2	3	3			8.34	
7	I4+pi2	F	6.00	-1.10		-3	-3	-3	-2	-3	0	0	0			4.90	
8	AW2		4.00	1.00		4	2	2	3	3	2	3	2			5.00	
			43.50													53.11	
Program Components				Factor													
Skating Skills				1.60		8,25	7,25	8,50	7,25	7,75	8,00	8,25	7,00				7.79
Transitions				1.60		8,25	7,50	8,50	7,75	8,50	7,75	8,50	7,25				8.04
Performance				1.60		8,00	7,00	8,75	7,50	8,75	8,25	8,25	7,75				8.08
Composition				1.60		8,50	7,50	8,75	7,75	9,00	8,00	8,50	7,75				8.21
Interpretation of the Music/Timing				1.60		8,50	7,25	8,75	7,50	9,25	7,75	8,50	7,50				8.08
Judges Total Program Component Score (factored)																	64.32

Deductions	Falls: -1.00	-1.00
-------------------	--------------	--------------

F Fall

Spring Cup 2020

JUNIOR FREE SKATING

JUDGES DETAILS PER SKATER

Rank	Name	Nation	Starting Number	Total Segment Score	Total Element Score	Total Program Component Score (factored)	Total Deductions
3	Team Lexettes Junior	USA	13	110.89	49.56	61.33	0.00

#	Executed Elements	Info	Base Value	GOE	Elm. Ded.	J1	J2	J3	J4	J5	J6	J7	J8	J9	Ref	Scores of Panel
1	AL2		4.00	0.87		2	2	2	3	3	2	2	2			4.87
2	PB3		5.50	1.19		3	2	3	2	1	2	3	1			6.69
3	I3+pi2		5.00	1.33		3	2	3	3	4	2	3	2			6.33
4	SySp4		6.00	1.50		3	2	2	3	3	1	3	2			7.50
5	I3+pi2		5.00	1.17		2	3	3	2	0	2	4	2			6.17
6	NHE3+s2		3.50	0.29		1	1	1	1	0	0	1	2			3.79
7	ME4+fm3		6.50	1.63		2	2	3	3	2	2	3	3			8.13
8	TC4		5.00	1.08		3	3	2	2	1	2	2	2			6.08
			40.50													49.56
	Program Components				Factor											
	Skating Skills			1.60		8,00	7,25	8,25	7,00	6,75	7,00	7,75	7,00			7.33
	Transitions			1.60		8,25	7,50	8,50	7,50	7,25	7,25	8,00	7,25			7.63
	Performance			1.60		8,25	7,50	8,50	7,75	7,25	7,75	8,00	7,75			7.83
	Composition			1.60		8,50	7,50	8,50	7,75	7,50	7,50	8,00	7,25			7.79
	Interpretation of the Music/Timing			1.60		8,00	7,25	8,50	8,00	7,75	7,25	8,25	7,25			7.75
	Judges Total Program Component Score (factored)															61.33

Deductions	0.00
-------------------	-------------

Rank	Name	Nation	Starting Number	Total Segment Score	Total Element Score	Total Program Component Score (factored)	Total Deductions
4	Team Fireblades Junior	FIN	11	102.17	43.27	58.90	0.00

#	Executed Elements	Info	Base Value	GOE	Elm. Ded.	J1	J2	J3	J4	J5	J6	J7	J8	J9	Ref	Scores of Panel
1	PB2		4.00	0.60		0	3	1	2	-2	2	3	1			4.60
2	I3+pi2		5.00	1.00		3	2	2	2	2	2	2	2			6.00
3	SySp4		6.00	1.00		4	1	1	2	2	1	2	2			7.00
4	TC4		5.00	1.00		3	2	2	2	1	2	2	2			6.00
5	ME4+fm2		5.50	0.83		2	1	1	3	2	1	2	1			6.33
6	NHE3+s1		2.50	0.46		2	2	2	3	1	2	2	1			2.96
7	I3+pi2		5.00	0.58		2	3	0	1	1	1	1	1			5.58
8	AL2		4.00	0.80		3	2	2	2	2	2	2	2			4.80
			37.00													43.27
	Program Components				Factor											
	Skating Skills			1.60		7,25	7,00	7,25	7,00	6,25	7,00	7,25	6,50			7.00
	Transitions			1.60		7,50	7,25	8,00	7,75	6,75	7,00	7,75	7,00			7.38
	Performance			1.60		7,25	7,25	7,50	7,50	7,25	7,50	7,50	7,00			7.38
	Composition			1.60		7,50	7,75	7,75	7,75	7,75	7,50	7,75	7,25			7.67
	Interpretation of the Music/Timing			1.60		7,25	7,25	7,75	7,75	7,00	7,25	7,75	6,50			7.38
	Judges Total Program Component Score (factored)															58.90

Deductions	0.00
-------------------	-------------

Spring Cup 2020

JUNIOR FREE SKATING

JUDGES DETAILS PER SKATER

Rank	Name	Nation	Starting Number	Total Segment Score	Total Element Score	Total Program Component Score (factored)	Total Deductions
5	Team Stella Polaris Junior	FIN	12	94.49	40.96	54.53	-1.00

#	Executed Elements	Info	Base Value	GOE	Elm. Ded.	J1	J2	J3	J4	J5	J6	J7	J8	J9	Ref	Scores of Panel
1	SySp4		6.00	0.60		3	0	0	0	1	1	2	2			6.60
2	I2+pi2		4.00	-0.47		0	-1	-3	-1	-3	-1	-1	0			3.53
3	TC4		5.00	0.83		3	2	2	2	1	1	2	1			5.83
4	NHE4+s3		5.00	0.67		2	1	2	2	-1	0	3	1			5.67
5	I3+pi1		3.00	0.55		3	2	2	1	1	0	3	2			3.55
6	ME4+fm3		6.50	1.08		3	3	1	1	2	1	2	1			7.58
7	PB2	F	4.00	-0.53		-1	-2	0	-1	-2	-2	-1	-1			3.47
8	AW2		4.00	0.73		3	2	2	2	2	1	2	1			4.73
			37.50													40.96
Program Components			Factor													
Skating Skills			1.60			7,50	6,50	7,50	6,50	5,75	6,75	7,25	6,50			6,83
Transitions			1.60			7,50	6,00	7,75	6,75	6,25	6,50	7,25	6,75			6,83
Performance			1.60			7,75	6,00	8,00	6,00	6,00	6,50	7,00	6,75			6,67
Composition			1.60			7,75	6,50	8,00	6,50	7,00	6,75	7,25	7,00			7,04
Interpretation of the Music/Timing			1.60			7,50	6,25	8,00	5,75	6,50	6,50	7,00	6,50			6,71
Judges Total Program Component Score (factored)																54.53

Deductions	Falls: -1.00	-1.00
-------------------	--------------	--------------

F Fall

Rank	Name	Nation	Starting Number	Total Segment Score	Total Element Score	Total Program Component Score (factored)	Total Deductions
6	Team Seaside Junior	SWE	10	93.64	39.83	53.81	0.00

#	Executed Elements	Info	Base Value	GOE	Elm. Ded.	J1	J2	J3	J4	J5	J6	J7	J8	J9	Ref	Scores of Panel
1	AW2		4.00	1.00		3	3	3	2	4	1	2	2			5.00
2	I3+pi2		5.00	1.00		2	2	2	1	3	2	3	1			6.00
3	TC4		5.00	0.75		2	1	2	2	2	1	1	1			5.75
4	PBB		1.50	0.20		1	2	1	1	1	2	1	2			1.70
5	SySp4		6.00	0.30		1	0	0	1	0	1	2	0			6.30
6	NHE3+s1		2.50	0.25		0	0	1	2	1	2	1	1			2.75
7	ME4+fm2		5.50	0.83		0	1	1	2	2	2	2	1			6.33
8	I3+pi2		5.00	1.00		2	1	2	2	2	2	3	2			6.00
			34.50													39.83
Program Components			Factor													
Skating Skills			1.60			5,75	5,50	7,00	6,50	5,50	6,75	6,75	6,25			6,25
Transitions			1.60			6,00	5,75	7,00	7,00	7,00	6,50	7,25	6,75			6,71
Performance			1.60			6,25	6,25	7,50	7,25	6,25	7,00	7,00	7,00			6,79
Composition			1.60			6,00	6,25	7,75	7,25	7,75	7,00	7,25	7,50			7,17
Interpretation of the Music/Timing			1.60			6,00	6,50	7,75	6,50	6,75	6,75	7,25	6,50			6,71
Judges Total Program Component Score (factored)																53.81

Deductions		0.00
-------------------	--	-------------

Spring Cup 2020

JUNIOR FREE SKATING

JUDGES DETAILS PER SKATER

Rank	Name	Nation	Starting Number	Total Segment Score	Total Element Score	Total Program Component Score (factored)	Total Deductions
7	Team Hot Shivers Junior	ITA	9	83.94	35.60	48.34	0.00

#	Executed Elements	Info	Base Value	GOE	Elm. Ded.	J1	J2	J3	J4	J5	J6	J7	J8	J9	Ref	Scores of Panel
1	ME4+fm2		5.50	0.55		1	0	1	2	1	1	1	1			6.05
2	I3+pi1		3.00	-0.05		-1	0	-1	-1	-1	1	1	1			2.95
3	NHE4+s2		4.00	0.40		1	1	1	1	-1	1	2	1			4.40
4	TC4		5.00	0.00		0	-2	0	0	-1	1	1	0			5.00
5	PBB		1.50	0.08		0	1	0	1	0	1	2	0			1.58
6	SySp4		6.00	-0.10		0	0	0	0	-2	1	-1	0			5.90
7	AL2		4.00	0.40		1	1	1	2	1	1	1	1			4.40
8	I2+pi3		5.50	-0.18		-1	-2	1	-1	-1	-1	2	1			5.32
			34.50													35.60
	Program Components			Factor												
	Skating Skills			1.60		6,00	5,25	6,75	5,50	5,50	5,75	6,00	5,75			5.75
	Transitions			1.60		6,25	5,50	6,50	5,75	5,75	5,50	6,25	6,00			5.92
	Performance			1.60		6,00	5,50	7,00	6,00	5,75	6,00	6,50	6,25			6.08
	Composition			1.60		6,50	6,00	7,00	6,00	6,50	6,00	6,50	6,75			6.38
	Interpretation of the Music/Timing			1.60		6,00	5,25	6,75	6,25	6,00	5,75	6,50	6,00			6.08
	Judges Total Program Component Score (factored)															48.34

Deductions		0.00
-------------------	--	-------------

Rank	Name	Nation	Starting Number	Total Segment Score	Total Element Score	Total Program Component Score (factored)	Total Deductions
8	Team Spirit Junior	SWE	8	78.68	33.86	46.82	-2.00

#	Executed Elements	Info	Base Value	GOE	Elm. Ded.	J1	J2	J3	J4	J5	J6	J7	J8	J9	Ref	Scores of Panel
1	TC4		5.00	1.00		2	2	2	2	2	2	2	2			6.00
2	SySp4		6.00	0.70		2	1	1	1	1	1	2	1			6.70
3	PB2		4.00	-0.47		-2	-2	-2	-1	-2	0	0	0			3.53
4	AW2		4.00	0.53		1	1	2	1	3	1	2	1			4.53
5	I3+pi2	F	5.00	-1.25		-3	-2	-3	-2	-4	-2	-1	-3			3.75
6	ME4+fm2	F	5.50	-0.92		-1	-2	-3	-2	-1	-1	-2	-2			4.58
7	NHE3+s1		2.50	0.17		0	0	0	1	0	2	2	1			2.67
8	I3+pi1		3.00	-0.90		-3	-3	-3	-3	-3	-2	-3	-3			2.10
			35.00													33.86
	Program Components			Factor												
	Skating Skills			1.60		5,50	5,00	6,75	5,25	5,75	5,75	5,50	6,25			5.67
	Transitions			1.60		5,50	5,75	6,75	5,75	7,25	5,50	5,50	6,00			5.88
	Performance			1.60		5,25	4,50	6,50	5,00	5,75	5,50	5,00	6,25			5.46
	Composition			1.60		5,75	6,00	7,00	5,50	8,00	5,75	6,00	6,75			6.21
	Interpretation of the Music/Timing			1.60		5,50	5,25	6,75	5,75	7,25	5,50	6,25	6,50			6.04
	Judges Total Program Component Score (factored)															46.82

Deductions	Falls: -2.00	-2.00
-------------------	--------------	--------------

F Fall

Spring Cup 2020

JUNIOR FREE SKATING

JUDGES DETAILS PER SKATER

Rank	Name	Nation	Starting Number	Total Segment Score	Total Element Score	Total Program Component Score (factored)	Total Deductions
9	Team Zazou Junior	FRA	7	74.86	35.47	39.39	0.00

#	Executed Elements	Info	Base Value	GOE	Elm. Ded.	J1	J2	J3	J4	J5	J6	J7	J8	J9	Ref	Scores of Panel
1	ME4+fm2		5.50	0.46		1	-1	0	1	3	1	1	1			5.96
2	NHE4+s2		4.00	0.27		0	1	0	1	1	0	1	1			4.27
3	I3+pi2		5.00	0.00		0	-1	1	0	-1	0	1	0			5.00
4	SySp4		6.00	0.00		0	0	0	0	0	0	0	0			6.00
5	PBB		1.50	-0.10		-1	-1	-1	-1	-2	1	0	0			1.40
6	I2+pi2		4.00	-0.60		-1	-3	-1	-2	-3	-1	-1	-1			3.40
7	TC4		5.00	0.17		0	-1	1	1	-1	1	0	1			5.17
8	AL2		4.00	0.27		0	0	1	1	2	1	1	0			4.27
			35.00													35.47
	Program Components			Factor												
	Skating Skills			1.60		4,25	4,25	5,00	4,75	4,50	5,00	5,00	5,00			4.75
	Transitions			1.60		4,50	4,50	5,25	4,75	4,75	4,75	5,25	4,75			4.79
	Performance			1.60		4,75	4,75	5,25	5,25	4,75	5,25	5,50	5,25			5.08
	Composition			1.60		4,50	5,00	5,50	5,25	5,25	5,25	5,50	5,00			5.21
	Interpretation of the Music/Timing			1.60		4,50	4,50	5,50	5,00	4,25	5,00	5,25	4,50			4.79
	Judges Total Program Component Score (factored)															39.39

Deductions	0.00
-------------------	-------------

Rank	Name	Nation	Starting Number	Total Segment Score	Total Element Score	Total Program Component Score (factored)	Total Deductions
10	Team Starlight Junior	SUI	4	65.28	29.35	35.93	0.00

#	Executed Elements	Info	Base Value	GOE	Elm. Ded.	J1	J2	J3	J4	J5	J6	J7	J8	J9	Ref	Scores of Panel
1	TC3		4.00	0.27		1	1	1	0	0	1	2	0			4.27
2	AL2		4.00	0.13		0	1	-1	1	0	0	1	0			4.13
3	NHE3+sB		1.75	-0.09		0	0	0	0	-2	-1	-1	-1			1.66
4	PB1		2.50	-0.08		0	-1	0	0	-2	0	-1	0			2.42
5	I2+pi2		4.00	-0.60		-1	-1	-3	-1	-3	-1	0	-2			3.40
6	ME3+fm1		4.00	0.20		0	0	1	1	-1	1	1	0			4.20
7	SySp4		6.00	-0.60		-1	-1	-1	-2	-1	-1	1	-1			5.40
8	I2+pi2		4.00	-0.13		-1	0	0	0	-1	0	0	-1			3.87
			30.25													29.35
	Program Components			Factor												
	Skating Skills			1.60		3,75	4,25	4,75	4,25	3,50	4,50	4,75	4,25			4.29
	Transitions			1.60		4,25	4,00	4,50	4,50	3,50	4,25	5,25	4,75			4.38
	Performance			1.60		4,50	4,25	4,75	4,75	3,50	4,50	5,50	4,50			4.54
	Composition			1.60		4,75	4,50	5,00	5,00	4,75	4,75	5,25	4,75			4.83
	Interpretation of the Music/Timing			1.60		4,00	4,00	5,00	5,25	3,75	4,25	5,25	4,00			4.42
	Judges Total Program Component Score (factored)															35.93

Deductions	0.00
-------------------	-------------

Spring Cup 2020

JUNIOR FREE SKATING

JUDGES DETAILS PER SKATER

Rank	Name	Nation	Starting Number	Total Segment Score	Total Element Score	Total Program Component Score (factored)	Total Deductions
11	Team Ice Fire Junior	POL	6	64.63	29.44	38.19	-3.00

#	Executed Elements	Info	Base Value	GOE	Elm. Ded.	J1	J2	J3	J4	J5	J6	J7	J8	J9	Ref	Scores of Panel
1	AL2		4.00	0.40		0	1	1	1	1	1	1	1			4.40
2	ME4+fm2		5.50	0.28		-1	1	0	1	0	1	1	0			5.78
3	SySp4		6.00	-0.60		-1	-1	-1	-1	0	-1	-1	-1			5.40
4	I4+pi1		4.00	-1.07		-3	-3	-3	-2	-3	-2	-3	-2			2.93
5	NHE2+sB		1.25	-0.04		0	0	0	1	-1	-1	-1	0			1.21
6	TC4		5.00	0.17		0	-1	1	1	-1	1	1	0			5.17
7	PBB	F	1.50	-0.75		-5	-5	-5	-5	-5	-5	-5	-5			0.75
8	I2+pi2		4.00	-0.20		0	-1	0	-1	-1	-1	1	0			3.80
			31.25													29.44
Program Components			Factor													
Skating Skills			1.60			4,00	4,75	5,00	4,75	3,50	4,25	5,00	4,75			4,58
Transitions			1.60			4,50	4,75	5,00	5,25	3,50	4,00	5,50	5,25			4,79
Performance			1.60			4,25	4,50	5,25	5,00	3,25	3,75	5,00	4,75			4,54
Composition			1.60			4,00	5,25	5,50	5,50	4,25	4,25	5,50	5,25			5,00
Interpretation of the Music/Timing			1.60			4,75	5,25	5,50	5,75	3,75	4,00	5,75	4,50			4,96
Judges Total Program Component Score (factored)																38.19

Deductions	Falls: -3.00	-3.00
-------------------	--------------	--------------

F Fall

Rank	Name	Nation	Starting Number	Total Segment Score	Total Element Score	Total Program Component Score (factored)	Total Deductions
12	Team Shining Blades Junior	ITA	5	62.95	26.24	36.71	0.00

#	Executed Elements	Info	Base Value	GOE	Elm. Ded.	J1	J2	J3	J4	J5	J6	J7	J8	J9	Ref	Scores of Panel
1	SySp4		6.00	-0.90		-1	-1	-1	-2	-3	-3	0	-1			5.10
2	AL2		4.00	0.27		0	2	2	1	0	-1	1	0			4.27
3	I2+pi2		4.00	0.00		0	0	0	-1	-2	0	2	1			4.00
4	PB1		2.50	0.13		0	1	1	0	-1	0	2	1			2.63
5	I1+pi2		3.50	-0.18		0	-1	0	-1	-3	-1	1	0			3.32
6	ME3+fm2		5.00	0.17		-1	0	2	1	0	0	1	0			5.17
7	NHE3+sB		1.75	0.00		0	1	0	0	0	0	0	0			1.75
8	TC		0.00	0.00		-	-	-	-	-	-	-	-			0.00
			26.75													26.24
Program Components			Factor													
Skating Skills			1.60			3,75	4,75	5,00	4,50	3,25	3,75	4,75	4,50			4,33
Transitions			1.60			4,00	4,50	5,25	4,75	3,50	4,25	4,75	5,00			4,54
Performance			1.60			4,50	5,00	4,75	4,75	3,50	4,50	5,25	5,25			4,79
Composition			1.60			4,50	5,00	5,25	5,00	4,25	4,50	5,00	4,75			4,79
Interpretation of the Music/Timing			1.60			4,25	4,75	5,00	5,25	3,25	4,00	5,00	4,00			4,50
Judges Total Program Component Score (factored)																36.71

Deductions		0.00
-------------------	--	-------------

Spring Cup 2020

JUNIOR FREE SKATING

JUDGES DETAILS PER SKATER

Rank	Name	Nation	Starting Number	Total Segment Score	Total Element Score	Total Program Component Score (factored)	Total Deductions
13	Team Berlin Junior	GER	3	62.28	28.68	33.60	0.00

#	Executed Elements	Info	Base Value	GOE	Elm. Ded.	J1	J2	J3	J4	J5	J6	J7	J8	J9	Ref	Scores of Panel
1	AL2		4.00	0.33		0	1	1	1	3	1	1	0			4.33
2	NHE3+s1		2.50	-0.17		0	-1	0	-1	-2	-1	0	-1			2.33
3	I3+pi2		5.00	-0.25		-2	0	0	-1	-2	-1	1	1			4.75
4	ME4+fm2		5.50	0.00		0	-1	1	-1	-1	1	1	0			5.50
5	PB1		2.50	0.00		0	-1	0	0	-2	1	1	0			2.50
6	I2+pi2		4.00	-0.13		0	-2	0	-1	0	1	-1	0			3.87
7	SySp4		6.00	-0.60		0	-1	-1	-2	-2	0	-1	-1			5.40
8	TC		0.00	0.00		-	-	-	-	-	-	-	-			0.00
			29.50													28.68
	Program Components			Factor												
	Skating Skills			1.60		3,75	3,25	4,50	3,75	4,00	4,25	4,50	4,25			4.08
	Transitions			1.60		4,00	3,75	4,00	3,50	4,25	4,00	4,25	4,00			4.00
	Performance			1.60		4,25	3,50	4,25	4,00	4,00	4,50	4,50	4,75			4.25
	Composition			1.60		4,25	3,50	4,50	4,25	5,25	4,50	4,50	5,00			4.50
	Interpretation of the Music/Timing			1.60		4,00	3,25	4,50	3,75	4,50	4,25	4,25	4,25			4.17
	Judges Total Program Component Score (factored)															33.60

Deductions	0.00
-------------------	-------------

Rank	Name	Nation	Starting Number	Total Segment Score	Total Element Score	Total Program Component Score (factored)	Total Deductions
14	Team Kometa Junior	CZE	2	60.06	29.52	30.54	0.00

#	Executed Elements	Info	Base Value	GOE	Elm. Ded.	J1	J2	J3	J4	J5	J6	J7	J8	J9	Ref	Scores of Panel
1	SySp4		6.00	-1.20		-1	-2	-2	-3	-3	-1	-2	-2			4.80
2	ME4+fm2		5.50	0.09		0	-1	1	0	-2	0	1	1			5.59
3	PB1		2.50	-0.17		0	-1	0	0	-2	-2	-1	0			2.33
4	I2+pi2		4.00	-0.47		-1	-1	-1	-1	-3	-2	0	-1			3.53
5	AW2		4.00	0.13		0	0	-1	1	1	0	1	0			4.13
6	I2+pi2		4.00	-0.13		-1	-1	0	1	0	-1	0	0			3.87
7	TC3		4.00	-0.27		-1	-3	0	-1	-1	0	0	-1			3.73
8	NHE3+sB		1.75	-0.21		-1	-2	0	-1	-2	-2	-1	0			1.54
			31.75													29.52
	Program Components			Factor												
	Skating Skills			1.60		3,75	2,50	4,00	3,75	3,25	3,25	4,25	4,25			3.71
	Transitions			1.60		3,75	2,75	3,50	3,75	3,50	3,00	4,00	4,00			3.58
	Performance			1.60		3,75	3,25	4,25	4,25	3,75	3,00	4,50	4,75			3.96
	Composition			1.60		4,00	3,00	4,25	4,00	4,50	3,25	4,75	4,50			4.08
	Interpretation of the Music/Timing			1.60		3,75	3,25	4,25	3,75	3,50	3,00	4,75	4,00			3.75
	Judges Total Program Component Score (factored)															30.54

Deductions	0.00
-------------------	-------------

Spring Cup 2020

JUNIOR FREE SKATING

JUDGES DETAILS PER SKATER

Rank	Name	Nation	Starting Number	Total Segment Score	Total Element Score	Program Score (factored)	Total Component Score (factored)	Total Deductions
15	Team Zagreb Snowflakes Junior	CRO	1	48.65	22.17		27.48	-1.00

#	Executed Elements	Info	Base Value	GOE	Elm. Ded.	J1	J2	J3	J4	J5	J6	J7	J8	J9	Ref	Scores of Panel
1	I3+pi1		3.00	-0.60		-2	-3	-2	-2	-3	-1	-1	-2			2.40
2	ME3+fm2		5.00	-0.17		-1	-1	0	0	-1	1	0	0			4.83
3	SySp2		3.50	-0.70		-2	-2	-2	-3	-2	-2	-1	-2			2.80
4	NHE3+s1		2.50	-0.38		-1	-2	-1	-2	-2	-2	-1	-1			2.12
5	I2+piB	F	1.25	-0.42		-3	-3	-4	-4	-4	-3	-3	-3			0.83
6	PB1		2.50	-0.04		0	0	0	0	-1	1	-1	0			2.46
7	TC2		3.00	0.00		-1	0	0	0	0	0	0	0			3.00
8	AL2		4.00	-0.27		-1	-1	-1	0	-2	0	0	-1			3.73
			24.75													22.17
	Program Components			Factor												
	Skating Skills			1.60		3,50	2,75	3,50	3,25	3,00	3,25	3,50	4,00			3,33
	Transitions			1.60		3,75	2,25	3,50	3,00	2,75	3,00	3,25	3,75			3,21
	Performance			1.60		3,50	3,00	3,50	3,00	3,25	3,50	3,50	4,25			3,38
	Composition			1.60		3,75	2,75	3,75	3,25	4,25	3,25	3,75	4,50			3,67
	Interpretation of the Music/Timing			1.60		3,75	3,00	3,50	3,50	3,50	3,50	3,75	4,00			3,58
	Judges Total Program Component Score (factored)															27.48

Deductions	Falls: -1.00	-1.00
-------------------	--------------	--------------

F Fall

printed: 16/02/2020 18:02:29

JUNIOR

RESULT DETAILS FREE SKATING

Pl.	Name	Nation	Total Segment Score =	Total Element Score +	Tot. Prog. Comp. Score * +	SS	TR	PE	CO	IN	Deduct. -
1	Team Junost Junior	RUS	129.99	61.69	70.30	8.71	8.75	8.63	8.96	8.88	2.00
2	Teams Elite Junior	USA	116.43	53.11	64.32	7.79	8.04	8.08	8.21	8.08	1.00
3	Team Lexettes Junior	USA	110.89	49.56	61.33	7.33	7.63	7.83	7.79	7.75	0.00
4	Team Fireblades Junior	FIN	102.17	43.27	58.90	7.00	7.38	7.38	7.67	7.38	0.00
5	Team Stella Polaris Junior	FIN	94.49	40.96	54.53	6.83	6.83	6.67	7.04	6.71	1.00
6	Team Seaside Junior	SWE	93.64	39.83	53.81	6.25	6.71	6.79	7.17	6.71	0.00
7	Team Hot Shivers Junior	ITA	83.94	35.60	48.34	5.75	5.92	6.08	6.38	6.08	0.00
8	Team Spirit Junior	SWE	78.68	33.86	46.82	5.67	5.88	5.46	6.21	6.04	2.00
9	Team Zazou Junior	FRA	74.86	35.47	39.39	4.75	4.79	5.08	5.21	4.79	0.00
10	Team Starlight Junior	SUI	65.28	29.35	35.93	4.29	4.38	4.54	4.83	4.42	0.00
11	Team Ice Fire Junior	POL	64.63	29.44	38.19	4.58	4.79	4.54	5.00	4.96	3.00
12	Team Shining Blades Junior	ITA	62.95	26.24	36.71	4.33	4.54	4.79	4.79	4.50	0.00
13	Team Berlin Junior	GER	62.28	28.68	33.60	4.08	4.00	4.25	4.50	4.17	0.00
14	Team Kometa Junior	CZE	60.06	29.52	30.54	3.71	3.58	3.96	4.08	3.75	0.00
15	Team Zagreb Snowflakes Junior	CRO	48.65	22.17	27.48	3.33	3.21	3.38	3.67	3.58	1.00

SS = Skating Skills

TR = Transitions

PE = Performance

CO = Composition

IN = Interpretation of the Music/Timing

* = factored score

Printed: 16/02/2020 18:02:10

**Spring Cup 2020
Deduction Protocol**

JUNIOR FREE SKATING

#	Name	Nation	Deductions														Total		
			Costume/ prop violation	Program time violation	Music requireme nts violation	Illegal element	Interruptio n in excess	Separatio ns in excess	Costume failure	Falls	Additional element	Ice pattern/co v. req. not met	Repeated element shape	Omitted Requirem ents	Interruptio n of program w. allow.	Stopping in Excess		Non-permi tted element	Late start
1	Team Zagreb Snowflakes Junior	CRO								1.0									1.0
2	Team Kometa Junior	CZE																	0.0
3	Team Berlin Junior	GER																	0.0
4	Team Starlight Junior	SUI																	0.0
5	Team Shining Blades Junior	ITA																	0.0
6	Team Ice Fire Junior	POL								3.0									3.0
7	Team Zazou Junior	FRA																	0.0
8	Team Spirit Junior	SWE								2.0									2.0
9	Team Hot Shivers Junior	ITA																	0.0
10	Team Seaside Junior	SWE																	0.0
11	Team Fireblades Junior	FIN																	0.0
12	Team Stella Polaris Junior	FIN								1.0									1.0
13	Team Lexettes Junior	USA																	0.0
14	Teams Elite Junior	USA								1.0									1.0
15	Team Junost Junior	RUS								2.0									2.0


Ms. Cynthia ALEPIN ISU
Referee


Mr. Dann KRUEGER ISU
Technical Controller

Spring Cup 2020

ENTRY LIST

SENIOR

	Name(s)	Nation	
1	Team Sweet Mozart	AUT	1
2	Team Phoenix	BEL	2
3	Team Nexxice	CAN	3
4	Team Zagreb Snowflakes	CRO	4
5	Team Darlings	CZE	5
6	Team Olympia	CZE	5
7	Team Marigold Ice Unity	FIN	6
8	Team Unique	FIN	6
9	Team Zoulous	FRA	7
10	Team Berlin 1	GER	8
11	Team Skating Graces	GER	8
12	Team Passion	HUN	9
13	Team Hot Shivers	ITA	10
14	Team Ice on Fire	ITA	10
15	Team Shining Blades	ITA	10
16	Team Jingu Ice Messengers	JPN	11
17	Team Ice United	NED	12
18	Team Illumination	NED	12
19	Team Tatarstan	RUS	13
20	Team Fusion	ESP	14
21	Team Starlight	SUI	15
22	Team Crystallettes	USA	16
23	Team Skyliners	USA	16

Spring Cup 2020

PANEL OF JUDGES

SENIOR

Officials

Technical Controller	Mr. Philippe MAITROT	ISU
Technical Specialist	Ms. Karen WIESMEIER	ISU
Assistant Technical Specialist	Ms. Cristina PASTORELLI	ISU

Judges

Referee	Mr. Massimo ORLANDINI	ISU
Judge No.1	Ms. Uta LIMPert	GER
Judge No.2	Ms. Cheryl GOLDIE	CAN
Judge No.3	Mr. Josip CEROVAC	CRO
Judge No.4	Ms. Zsuzsanna VIKARNE-HOMOLYA	HUN
Judge No.5	Ms. Nina BISCHOFF	SUI
Judge No.6	Mr. Christophe JAILLET	FRA
Judge No.7	Ms. Maria POSKACHEY	RUS
Judge No.8	Ms. Miriam PALANGE	ITA
Judge No.9	Ms. Wendy ENZMANN	USA

Data/Replay Operator

Data Operator	Mr. Matteo BALLABIO	ISU
Replay Operator	Ms. Flavia GRAGLIA	ISU

Calculation Setup Verification for Referee

Spring Cup 2020

Category Senior

Event parameter

Software Version	3.5.6	Competition Type	International Competition
Elm Xml Version	1920.1	Calculation	ISU Judging System
Sys Elm Xml Version	1920.1	Trimmed Mean	Starts with 5 judges
		Verification Rules Season	2019-2020

Category parameter

Category type	Synchro	Level	Senior
Gender	Teams		

Segment Short Program

General segment factor	1.00	checksum element table:	4b42ac6afdf92540868df44aa552d6e8	
Credit for highlight distribution	1.0	Program time	2:50	max.
		Start time 2nd half of program	0:00	
		Verification Rules	ISU Rules	
Program components:	Factor	Deductions:	Entered By	Values
General component factor	0.8			
1: Skating Skills	1,00	1: Costume/prop violation	Majority	0 -1
2: Transitions	1,00	2: Program time violation	Referee	0 -1 -2 -3 -4 -5 -6
3: Performance	1,00	3: Music requirements violation	Referee	0 -1
4: Composition	1,00	4: Illegal element	Tech. Panel	0 -2 -4 -6
5: Interpretation of the Music/Timing	1,00	5: Interruption in excess	Referee	0 -1 -2 -3 -4 -5 -6
		6: Separations in excess	Majority	0 -1.5
		7: Costume failure	Referee	0 -1
		8: Falls	Tech. Panel	-1 per Fall
		9: Additional element	Tech. Panel	0 -1.5 -3 -4.5 -6
		10: Ice pattern/cov. req. not met	Tech. Panel	0 -1.5
		11: Repeated element shape	Tech. Panel	0 -1.5 -3
		12: Omitted Requirements	Tech. Panel	0 -0.5
		13:		
		14: Interruption of program w. allow.	Referee	0 -5
		15: Stopping in Excess	Referee	0 -1.5
		16: Non-permitted element	Tech. Panel	0 -1.5 -3 -4.5 -6
		17: Late start	Referee	0 -1

Segment Free Skating

General segment factor	1.00	checksum element table:	e1e2dc035ab047220078355e72ac75f4	
Credit for highlight distribution	1.0	Program time	4:00	+/- 10 sec.
		Start time 2nd half of program	0:00	
		Verification Rules	ISU Rules	
Program components:	Factor	Deductions:	Entered By	Values
General component factor	1.6			
1: Skating Skills	1,00	1: Costume/prop violation	Majority	0 -1
2: Transitions	1,00	2: Program time violation	Referee	0 -1 -2 -3 -4 -5 -6
3: Performance	1,00	3: Music requirements violation	Referee	0 -1
4: Composition	1,00	4: Illegal element	Tech. Panel	0 -2 -4 -6
5: Interpretation of the Music/Timing	1,00	5: Interruption in excess	Referee	0 -1 -2 -3 -4 -5 -6
		6: Separations in excess	Majority	0 -1.5
		7: Costume failure	Referee	0 -1
		8: Falls	Tech. Panel	-1 per Fall
		9: Additional element	Tech. Panel	0 -1.5 -3 -4.5 -6
		10: Ice pattern/cov. req. not met	Tech. Panel	0 -1.5
		11: Repeated element shape	Tech. Panel	0 -1.5 -3
		12: Omitted Requirements	Tech. Panel	0 -0.5
		13:		
		14: Interruption of program w. allow.	Referee	0 -5
		15: Stopping in Excess	Referee	0 -1.5
		16: Non-permitted element	Tech. Panel	0 -1.5 -3 -4.5 -6
		17: Late start	Referee	0 -1



Mr. Massimo ORLANDINI

Competition Setup - Calculation Parameter

Spring Cup 2020

Senior

Category parameter	Type: Synchro	Gender: Teams	Level: Senior
Short Program		checksum setup:	27832cb00f594fae92e90cee9b744a49
		element table:	4b42ac6afdf92540868df44aa552d6e8
General segment factor	1.00	Program time	2:50 max.
Factor jumps 2nd half of program	1.0	Start time 2nd half of program	0:00
Factor base value combo lift (Ice Dance)	1,00		
Program components:		Deductions:	
General component factor	0.8		
1: Skating Skills	1.00	Costume/prop violation	1.00
2: Transitions	1.00	Program time violation	1.00
3: Performance	1.00	Music requirements violation	1.00
4: Composition	1.00	Illegal element	1.00
5: Interpretation of the Music/Timing	1.00	Interruption in excess	1.00
6:	0.00	Separations in excess	1.00
7:	0.00	Costume failure	1.00
8:	0.00	Falls	1.00
9:	0.00	Additional element	1.00
10:	0.00	Ice pattern/cov. req. not met	1.00
11:		Repeated element shape	1.00
12:		Omitted Requirements	1.00
13:			0.00
14:		Interruption of program w. allow.	1.00
15:		Stopping in Excess	1.00
16:		Non-permitted element	1.00
17:		Late start	1.00
Verification:	ISU Rules		

Free Skating		checksum setup:	c43576a1c93c953a5dcce852079211b2
		element table:	e1e2dc035ab047220078355e72ac75f4
General segment factor	1.00	Program time	4:00 +/- 10 sec.
Factor jumps 2nd half of program	1.0	Start time 2nd half of program	0:00
Factor base value combo lift (Ice Dance)	1,00		
Program components:		Deductions:	
General component factor	1.6		
1: Skating Skills	1.00	Costume/prop violation	1.00
2: Transitions	1.00	Program time violation	1.00
3: Performance	1.00	Music requirements violation	1.00
4: Composition	1.00	Illegal element	1.00
5: Interpretation of the Music/Timing	1.00	Interruption in excess	1.00
6:	0.00	Separations in excess	1.00
7:	0.00	Costume failure	1.00
8:	0.00	Falls	1.00
9:	0.00	Additional element	1.00
10:	0.00	Ice pattern/cov. req. not met	1.00
11:		Repeated element shape	1.00
12:		Omitted Requirements	1.00
13:			0.00
14:		Interruption of program w. allow.	1.00
15:		Stopping in Excess	1.00
16:		Non-permitted element	1.00
17:		Late start	1.00
Verification:	ISU Rules		

Spring Cup 2020

SENIOR

PalaSesto	15 feb 2020 16 feb 2020	Short Program Free Skating
------------------	----------------------------	-------------------------------

Size of Skating Area	:	30m*60m
Ice Conditions	:	very good
Number of Entries	:	23
Number of Participants	:	23

Entry Withdrawn	:	
-----------------	---	--

Short Program			
Duration	:	2:50	Max.
Segment Factor	:	1,00	
Program Component Factors			
		Skating Skills	0.80
		Transitions	0.80
		Performance	0.80
		Composition	0.80
		Interpretation of the Music/Timing	0.80

Free Skating			
Duration	:	4:00	+ - 10 Sec.
Segment Factor	:	1,00	
Program Components Factors			
		Skating Skills	1.60
		Transitions	1.60
		Performance	1.60
		Composition	1.60
		Interpretation of the Music/Timing	1.60

Spring Cup 2020

RESULTS

SENIOR FINAL RESULT

Pl. Name	Nation	Total Score	SP	FS
1 Team Unique	FIN	236,82	1	1
2 Team Marigold Ice Unity	FIN	232,29	2	2
3 Team Nexxice	CAN	220,61	4	3
4 Team Tatarstan	RUS	216,37	3	5
5 Team Skyliners	USA	210,04	5	4
6 Team Crystallettes	USA	178,95	6	8
7 Team Hot Shivers	ITA	177,93	7	7
8 Team Jingu Ice Messengers	JPN	172,60	9	6
9 Team Zoulous	FRA	171,22	8	9
10 Team Passion	HUN	162,65	11	10
11 Team Berlin 1	GER	159,43	10	11
12 Team Ice on Fire	ITA	149,35	12	13
13 Team Darlings	CZE	147,20	14	12
14 Team Olympia	CZE	142,29	13	15
15 Team Skating Graces	GER	136,10	16	14
16 Team Starlight	SUI	131,97	15	16
17 Team Illumination	NED	115,61	18	17
18 Team Fusion	ESP	113,18	17	19
19 Team Phoenix	BEL	108,39	20	18
20 Team Zagreb Snowflakes	CRO	107,21	19	20
21 Team Ice United	NED	96,68	22	21
22 Team Sweet Mozart	AUT	93,02	21	22
23 Team Shining Blades	ITA	77,60	23	23



Mr. Massimo ORLANDINI ISU

Referee

Printed: 16/02/2020 22:31:51



Mr. Philippe MAITROT ISU

Technical Controller

Spring Cup 2020

RESULTS

SENIOR SHORT PROGRAM

Pl.	Name	Nation	Total Segment Score
1	Team Unique	FIN	82.22
2	Team Marigold Ice Unity	FIN	78.69
3	Team Tatarstan	RUS	77.29
4	Team Nexxice	CAN	76.49
5	Team Skyliners	USA	68.01
6	Team Crystallettes	USA	63.31
7	Team Hot Shivers	ITA	60.48
8	Team Zoulous	FRA	59.74
9	Team Jingu Ice Messengers	JPN	54.07
10	Team Berlin 1	GER	53.83
11	Team Passion	HUN	52.13
12	Team Ice on Fire	ITA	49.38
13	Team Olympia	CZE	48.21
14	Team Darlings	CZE	46.58
15	Team Starlight	SUI	40.86
16	Team Skating Graces	GER	40.35
17	Team Fusion	ESP	40.23
18	Team Illumination	NED	37.88
19	Team Zagreb Snowflakes	CRO	35.72
20	Team Phoenix	BEL	35.01
21	Team Sweet Mozart	AUT	33.48
22	Team Ice United	NED	32.46
23	Team Shining Blades	ITA	26.70

Spring Cup 2020

SENIOR SHORT PROGRAM

JUDGES DETAILS PER SKATER

Rank	Name	Nation	Starting Number	Total Segment Score	Total Element Score	Total Program Component Score (factored)	Total Deductions
7	Team Hot Shivers	ITA	10	60.48	31.64	28.84	0.00

#	Executed Elements	Info	Base Value	GOE	Elm. Ded.	J1	J2	J3	J4	J5	J6	J7	J8	J9	Ref	Scores of Panel
1	TC4		5.00	0.86		2	2	2	2	3	2	1	1	0		5.86
2	PB4		6.50	1.21		2	2	1	2	2	3	2	2	1		7.71
3	I3+pi2		5.00	1.00		2	2	2	1	3	1	3	2	2		6.00
4	NHE4+s3		5.00	1.00		2	3	2	2	2	2	2	2	1		6.00
5	ME3+fm2		5.00	1.07		2	2	2	1	3	2	2	2	3		6.07
			26.50													31.64
Program Components				Factor												
	Skating Skills			0.80		7.00	7.00	7.00	7.00	6.75	7.00	7.75	7.00	6.00		6.96
	Transitions			0.80		6.75	7.25	7.00	7.00	7.25	7.25	7.50	7.00	6.50		7.07
	Performance			0.80		7.00	7.50	7.25	7.50	7.50	7.25	8.00	7.50	7.00		7.36
	Composition			0.80		7.25	7.00	7.25	7.25	8.00	7.25	7.75	7.50	7.00		7.32
	Interpretation of the Music/Timing			0.80		7.00	6.75	7.50	7.25	7.75	7.25	7.75	7.75	6.75		7.32
Judges Total Program Component Score (factored)																28.84

Deductions																0.00
-------------------	--	--	--	--	--	--	--	--	--	--	--	--	--	--	--	-------------

Rank	Name	Nation	Starting Number	Total Segment Score	Total Element Score	Total Program Component Score (factored)	Total Deductions
8	Team Zoulous	FRA	21	59.74	32.03	27.71	0.00

#	Executed Elements	Info	Base Value	GOE	Elm. Ded.	J1	J2	J3	J4	J5	J6	J7	J8	J9	Ref	Scores of Panel
1	PB4		6.50	1.11		1	2	2	2	0	2	3	1	2		7.61
2	TC4		5.00	0.86		1	2	2	1	3	2	2	2	1		5.86
3	I3+pi3		6.50	0.56		0	2	0	1	1	2	2	-1	0		7.06
4	ME3+fm2		5.00	0.79		1	1	1	1	3	3	2	2	0		5.79
5	NHE4+s3		5.00	0.71		1	1	1	2	3	2	2	1	1		5.71
			28.00													32.03
Program Components				Factor												
	Skating Skills			0.80		6.50	6.75	6.75	6.50	6.75	7.00	7.00	6.75	6.50		6.71
	Transitions			0.80		6.25	7.00	6.75	6.25	7.50	6.75	7.25	6.50	6.50		6.71
	Performance			0.80		6.50	7.25	7.25	7.00	7.25	7.25	7.25	7.00	7.25		7.18
	Composition			0.80		6.75	7.25	7.00	6.50	8.25	7.00	7.25	6.75	7.00		7.00
	Interpretation of the Music/Timing			0.80		6.50	6.25	7.25	6.50	7.75	7.25	7.25	7.00	7.50		7.04
Judges Total Program Component Score (factored)																27.71

Deductions																0.00
-------------------	--	--	--	--	--	--	--	--	--	--	--	--	--	--	--	-------------

Rank	Name	Nation	Starting Number	Total Segment Score	Total Element Score	Total Program Component Score (factored)	Total Deductions
9	Team Jingu Ice Messengers	JPN	4	54.07	29.23	25.84	-1.00

#	Executed Elements	Info	Base Value	GOE	Elm. Ded.	J1	J2	J3	J4	J5	J6	J7	J8	J9	Ref	Scores of Panel
1	TC4		5.00	0.79		1	3	1	2	2	1	2	1	2		5.79
2	NHE4+s3		5.00	0.93		2	2	2	1	2	2	2	2	1		5.93
3	PB3		5.50	0.86		2	2	2	2	-2	2	1	1	1		6.36
4	ME3+fm2		5.00	0.86		2	1	1	2	2	2	2	2	1		5.86
5	I3+pi3	F	6.50	-1.21		-1	-1	-3	-2	-3	-1	-1	-3	-2		5.29
			27.00													29.23
Program Components				Factor												
	Skating Skills			0.80		5.75	6.75	6.00	6.00	5.75	5.75	7.00	6.75	5.50		6.11
	Transitions			0.80		5.75	6.50	5.75	6.25	6.75	6.25	7.00	7.00	7.00		6.50
	Performance			0.80		6.00	6.50	5.75	6.50	6.00	6.50	7.25	6.50	6.00		6.29
	Composition			0.80		6.25	7.00	6.00	7.00	7.25	6.00	7.00	7.00	7.50		6.79
	Interpretation of the Music/Timing			0.80		6.00	7.00	6.25	7.00	6.00	6.50	7.25	6.50	7.00		6.61
Judges Total Program Component Score (factored)																25.84

Deductions		Falls: -1.00														-1.00
-------------------	--	--------------	--	--	--	--	--	--	--	--	--	--	--	--	--	--------------

Spring Cup 2020

SENIOR SHORT PROGRAM

JUDGES DETAILS PER SKATER

Rank	Name	Nation	Starting Number	Total Segment Score	Total Element Score	Total Program Component Score (factored)	Total Deductions
13	Team Olympia	CZE	15	48.21	26.08	22.13	0.00

#	Executed Elements	Info	Base Value	GOE	Elm. Ded.	J1	J2	J3	J4	J5	J6	J7	J8	J9	Ref	Scores of Panel
1	PB3		5.50	0.31		1	0	1	1	-1	1	0	0	2		5.81
2	TC4		5.00	0.57		1	2	2	2	0	2	0	1	0		5.57
3	I3+pi2		5.00	-0.07		0	0	0	0	-1	0	0	0	-1		4.93
4	ME3+fm2		5.00	0.43		1	1	1	1	0	1	1	1	0		5.43
5	NHE4+s2		4.00	0.34		-1	1	1	1	0	1	1	1	1		4.34
			24.50													26.08
Program Components				Factor												
	Skating Skills			0.80		5,75	5,00	5,50	5,75	5,25	5,50	5,50	5,00	5,75		5.46
	Transitions			0.80		5,50	4,50	5,25	5,50	4,75	5,75	5,75	5,25	6,00		5.39
	Performance			0.80		5,50	5,00	5,50	6,00	5,50	6,25	5,75	5,75	5,50		5.64
	Composition			0.80		5,75	5,00	5,50	5,50	5,50	6,00	6,00	6,00	6,00		5.75
	Interpretation of the Music/Timing			0.80		5,50	5,25	5,25	5,50	4,75	6,25	5,75	5,50	5,25		5.43
Judges Total Program Component Score (factored)																22.13

Deductions	0.00
-------------------	-------------

Rank	Name	Nation	Starting Number	Total Segment Score	Total Element Score	Total Program Component Score (factored)	Total Deductions
14	Team Darlings	CZE	3	46.58	22.53	24.05	0.00

#	Executed Elements	Info	Base Value	GOE	Elm. Ded.	J1	J2	J3	J4	J5	J6	J7	J8	J9	Ref	Scores of Panel
1	I3+pi2		5.00	0.14		1	0	0	0	0	2	1	0	-1		5.14
2	ME3+fm2		5.00	0.71		1	1	2	1	2	2	1	1	2		5.71
3	NHE4+s3		5.00	0.86		2	2	2	1	2	3	1	1	2		5.86
4	PBB		1.50	0.15		2	2	1	0	-2	1	1	1	1		1.65
5	TC3		4.00	0.17		1	1	1	-2	-1	2	1	-1	1		4.17
			20.50													22.53
Program Components				Factor												
	Skating Skills			0.80		5,50	5,75	5,50	4,50	5,75	6,75	6,00	5,75	6,00		5.75
	Transitions			0.80		5,50	5,50	5,50	4,25	6,00	6,75	6,00	6,00	6,75		5.89
	Performance			0.80		6,25	6,00	6,00	4,25	6,25	7,00	6,50	6,00	6,25		6.18
	Composition			0.80		6,00	6,00	6,25	4,50	6,25	7,00	6,50	6,50	7,00		6.36
	Interpretation of the Music/Timing			0.80		5,75	5,50	6,00	4,50	5,50	6,75	6,25	6,00	6,25		5.89
Judges Total Program Component Score (factored)																24.05

Deductions	0.00
-------------------	-------------

Rank	Name	Nation	Starting Number	Total Segment Score	Total Element Score	Total Program Component Score (factored)	Total Deductions
15	Team Starlight	SUI	20	40.86	20.34	20.52	0.00

#	Executed Elements	Info	Base Value	GOE	Elm. Ded.	J1	J2	J3	J4	J5	J6	J7	J8	J9	Ref	Scores of Panel
1	ME3+fm2		5.00	0.29		0	1	1	0	2	0	0	1	1		5.29
2	I3+pi2		5.00	-1.57		-3	-3	-3	-3	-4	-3	-3	-3	-4		3.43
3	TC4		5.00	0.36		0	0	1	0	2	1	1	1	1		5.36
4	NHE3+s1		2.50	-0.07		-1	0	0	-2	1	-1	0	0	0		2.43
5	PB2		4.00	-0.17		0	0	0	0	-2	-1	0	-1	-1		3.83
			21.50													20.34
Program Components				Factor												
	Skating Skills			0.80		4,50	4,25	4,75	4,50	4,75	5,25	5,75	5,00	4,75		4.79
	Transitions			0.80		4,00	4,25	4,50	4,00	5,50	5,00	6,00	6,25	6,75		5.07
	Performance			0.80		4,25	4,25	4,75	4,75	5,75	5,50	5,75	5,25	5,25		5.07
	Composition			0.80		4,25	4,50	5,00	4,50	6,25	5,50	6,00	6,50	7,00		5.46
	Interpretation of the Music/Timing			0.80		4,00	4,75	5,00	4,50	5,50	5,75	5,75	5,75	5,50		5.25
Judges Total Program Component Score (factored)																20.52

Deductions	0.00
-------------------	-------------

Spring Cup 2020

SENIOR SHORT PROGRAM

JUDGES DETAILS PER SKATER

Rank	Name	Nation	Starting Number	Total Segment Score	Total Element Score	Total Program Component Score (factored)	Total Deductions
22	Team Ice United	NED	23	32.46	18.52	13.94	0.00

#	Executed Elements	Info	Base Value	GOE	Elm. Ded.	J1	J2	J3	J4	J5	J6	J7	J8	J9	Ref	Scores of Panel
1	PB2		4.00	-0.69		-2	-1	-2	-2	-2	-2	0	-3	-1		3.31
2	I3+pi2		5.00	-0.57		-1	-1	-1	-1	-2	-1	0	-2	-1		4.43
3	ME3+fm2		5.00	-0.93		-1	-2	-3	-2	-3	-1	0	-2	-2		4.07
4	NHE3+s1		2.50	-0.36		-1	-1	-2	-2	-2	-2	-1	-1	-1		2.14
5	TC4		5.00	-0.43		0	0	-1	-2	-1	0	1	-2	-3		4.57
			21.50													18.52
Program Components					Factor											
	Skating Skills			0.80		3,25	3,50	3,50	3,00	3,75	3,75	3,25	3,50	3,00		3.39
	Transitions			0.80		2,75	3,75	3,25	3,00	3,50	3,25	4,00	3,25	3,00		3.29
	Performance			0.80		3,25	3,25	3,25	3,25	3,75	3,50	4,25	3,75	3,50		3.46
	Composition			0.80		3,25	3,50	3,50	3,00	4,25	3,50	4,25	4,00	4,50		3.75
	Interpretation of the Music/Timing			0.80		3,00	3,00	3,75	3,25	3,50	3,25	4,25	3,75	4,25		3.54
	Judges Total Program Component Score (factored)															13.94

Deductions	0.00
-------------------	-------------

Rank	Name	Nation	Starting Number	Total Segment Score	Total Element Score	Total Program Component Score (factored)	Total Deductions
23	Team Shining Blades	ITA	13	26.70	15.07	11.63	0.00

#	Executed Elements	Info	Base Value	GOE	Elm. Ded.	J1	J2	J3	J4	J5	J6	J7	J8	J9	Ref	Scores of Panel
1	PB2		4.00	-0.80		-2	-2	-2	-2	-2	-2	0	-2	-2		3.20
2	ME2+fm2		4.00	-0.63		-1	-1	-2	-2	-2	-1	-1	-3	-2		3.37
3	I3+pi2		5.00	-0.93		-2	-2	-2	-2	-2	-1	-1	-3	-2		4.07
4	NHE3+s1		2.50	-0.68		-3	-2	-3	-3	-3	-2	-1	-3	-3		1.82
5	TC2		3.00	-0.39		0	-1	-1	-2	-2	-1	0	-2	-3		2.61
			18.50													15.07
Program Components					Factor											
	Skating Skills			0.80		3,50	3,25	2,75	2,75	3,25	4,25	3,50	2,25	2,50		3.07
	Transitions			0.80		3,00	2,50	2,50	2,75	3,00	4,00	3,00	2,00	2,25		2.71
	Performance			0.80		3,25	2,75	2,75	2,50	3,25	4,00	3,25	2,00	2,50		2.89
	Composition			0.80		3,25	3,00	3,00	3,00	3,50	4,25	3,25	2,25	2,75		3.11
	Interpretation of the Music/Timing			0.80		3,00	2,75	2,50	2,75	3,00	4,50	3,00	1,75	2,25		2.75
	Judges Total Program Component Score (factored)															11.63

Deductions	0.00
-------------------	-------------

SENIOR

RESULT DETAILS SHORT PROGRAM

Pl.	Name	Nation	Total Segment Score =	Total Element Score +	Tot. Prog. Comp. Score * +	SS	TR	PE	CO	IN	Deduct. -
1	Team Unique	FIN	82.22	44.62	37.60	9.21	9.25	9.50	9.43	9.61	0.00
2	Team Marigold Ice Unity	FIN	78.69	42.74	36.95	9.07	9.36	9.14	9.36	9.25	1.00
3	Team Tatarstan	RUS	77.29	42.65	34.64	8.79	8.36	8.86	8.68	8.61	0.00
4	Team Nexxice	CAN	76.49	41.07	35.42	8.79	8.64	8.96	8.96	8.93	0.00
5	Team Skyliners	USA	68.01	36.38	32.63	8.07	8.25	7.89	8.32	8.25	1.00
6	Team Crystallettes	USA	63.31	33.38	29.93	7.43	7.39	7.50	7.64	7.46	0.00
7	Team Hot Shivers	ITA	60.48	31.64	28.84	6.96	7.07	7.36	7.32	7.32	0.00
8	Team Zoulous	FRA	59.74	32.03	27.71	6.71	6.71	7.18	7.00	7.04	0.00
9	Team Jingu Ice Messengers	JPN	54.07	29.23	25.84	6.11	6.50	6.29	6.79	6.61	1.00
10	Team Berlin 1	GER	53.83	27.04	26.79	6.46	6.46	6.71	6.89	6.96	0.00
11	Team Passion	HUN	52.13	28.78	25.35	6.39	6.11	6.25	6.57	6.36	2.00
12	Team Ice on Fire	ITA	49.38	26.64	22.74	5.46	5.50	5.79	5.93	5.75	0.00
13	Team Olympia	CZE	48.21	26.08	22.13	5.46	5.39	5.64	5.75	5.43	0.00
14	Team Darlings	CZE	46.58	22.53	24.05	5.75	5.89	6.18	6.36	5.89	0.00
15	Team Starlight	SUI	40.86	20.34	20.52	4.79	5.07	5.07	5.46	5.25	0.00
16	Team Skating Graces	GER	40.35	22.63	19.72	5.00	4.86	4.54	5.29	4.96	2.00
17	Team Fusion	ESP	40.23	22.25	17.98	4.43	4.50	4.61	4.61	4.32	0.00
18	Team Illumination	NED	37.88	21.07	16.81	4.18	4.00	4.36	4.36	4.11	0.00
19	Team Zagreb Snowflakes	CRO	35.72	17.84	17.88	4.50	4.25	4.46	4.75	4.39	0.00
20	Team Phoenix	BEL	35.01	20.76	15.25	3.89	3.71	3.71	4.04	3.71	1.00
21	Team Sweet Mozart	AUT	33.48	16.99	16.49	4.11	3.82	4.25	4.43	4.00	0.00
22	Team Ice United	NED	32.46	18.52	13.94	3.39	3.29	3.46	3.75	3.54	0.00
23	Team Shining Blades	ITA	26.70	15.07	11.63	3.07	2.71	2.89	3.11	2.75	0.00

SS = Skating Skills

TR = Transitions

PE = Performance

CO = Composition

IN = Interpretation of the Music/Timing

* = factored score

Printed: 15/02/2020 21:32:35

Spring Cup 2020

Mr. Massimo ORLANDINI ISU
Referee

Printed: 15/02/2020 21:33:18

Mr. Philippe MAITROT ISU
Technical Controller

Spring Cup 2020

RESULTS

SENIOR FREE SKATING

Pl.	Name	Nation	Total Segment Score
1	Team Unique	FIN	154.60
2	Team Marigold Ice Unity	FIN	153.60
3	Team Nexxice	CAN	144.12
4	Team Skyliners	USA	142.03
5	Team Tatarstan	RUS	139.08
6	Team Jingu Ice Messengers	JPN	118.53
7	Team Hot Shivers	ITA	117.45
8	Team Crystallettes	USA	115.64
9	Team Zoulous	FRA	111.48
10	Team Passion	HUN	110.52
11	Team Berlin 1	GER	105.60
12	Team Darlings	CZE	100.62
13	Team Ice on Fire	ITA	99.97
14	Team Skating Graces	GER	95.75
15	Team Olympia	CZE	94.08
16	Team Starlight	SUI	91.11
17	Team Illumination	NED	77.73
18	Team Phoenix	BEL	73.38
19	Team Fusion	ESP	72.95
20	Team Zagreb Snowflakes	CRO	71.49
21	Team Ice United	NED	64.22
22	Team Sweet Mozart	AUT	59.54
23	Team Shining Blades	ITA	50.90

Printed: 16/02/2020 22:32:02

Spring Cup 2020

SENIOR FREE SKATING

JUDGES DETAILS PER SKATER

Rank	Name	Nation	Starting Number	Total Segment Score	Total Element Score	Total Program Component Score (factored)	Total Deductions
1	Team Unique	FIN	23	154.60	78.31	76.29	0.00

#	Executed Elements	Info	Base Value	GOE	Elm. Ded.	J1	J2	J3	J4	J5	J6	J7	J8	J9	Ref	Scores of Panel
1	GL4		7.50	3.21		4	5	5	5	4	4	4	4	4		10.71
2	I4+pi3		7.50	2.57		4	4	2	4	3	3	3	4	3		10.07
3	TE4		6.50	2.79		5	5	4	3	5	4	4	4	4		9.29
4	ME4+fm3		6.50	2.69		4	4	5	4	5	4	4	4	3		9.19
5	NHE4+s4		6.50	2.97		5	5	5	4	5	5	4	4	3		9.47
6	I3+pi3		6.50	2.32		5	4	2	3	2	3	5	5	3		8.82
7	AW2		4.00	1.71		4	5	4	4	5	4	5	4	4		5.71
8	Cr1		4.50	2.06		5	5	5	4	4	4	5	5	4		6.56
9	Pa4		6.00	2.49		4	4	4	4	5	4	4	5	4		8.49
			55.50													78.31
Program Components			Factor													
	Skating Skills			1.60		9,75	9,00	9,25	9,25	9,25	9,25	9,50	9,50	9,25		9.32
	Transitions			1.60		9,50	9,00	9,50	9,50	9,50	9,25	9,50	9,75	9,25		9.43
	Performance			1.60		9,75	9,75	9,75	9,50	9,50	9,50	9,75	9,75	9,50		9.64
	Composition			1.60		9,75	9,50	9,75	9,75	9,75	9,50	9,75	9,75	9,25		9.68
	Interpretation of the Music/Timing			1.60		9,50	9,50	9,75	9,75	10,00	9,25	9,75	9,50	9,50		9.61
	Judges Total Program Component Score (factored)															76.29

Deductions	0.00
-------------------	-------------

Rank	Name	Nation	Starting Number	Total Segment Score	Total Element Score	Total Program Component Score (factored)	Total Deductions
2	Team Marigold Ice Unity	FIN	22	153.60	77.72	75.88	0.00

#	Executed Elements	Info	Base Value	GOE	Elm. Ded.	J1	J2	J3	J4	J5	J6	J7	J8	J9	Ref	Scores of Panel
1	I4+pi3		7.50	3.43		5	5	4	4	5	5	3	5	4		10.93
2	GL4		7.50	2.57		3	4	4	3	3	4	2	4	3		10.07
3	I3+pi3		6.50	2.79		4	4	4	4	4	5	5	5	4		9.29
4	TE4		6.50	1.95		5	3	2	2	3	4	4	3	2		8.45
5	Cr1		4.50	1.80		4	5	3	3	4	4	4	5	4		6.30
6	ME4+fm3		6.50	2.32		4	4	5	3	4	4	3	3	3		8.82
7	NHE4+s4		6.50	2.79		5	4	4	3	5	5	4	4	4		9.29
8	AC2		4.00	1.83		4	3	5	4	5	5	5	5	4		5.83
9	Pa4		6.00	2.74		5	4	5	4	5	5	4	4	5		8.74
			55.50													77.72
Program Components			Factor													
	Skating Skills			1.60		9,50	8,75	9,00	8,75	9,25	9,50	9,50	9,50	9,25		9.25
	Transitions			1.60		9,25	9,00	9,50	9,50	9,50	9,50	10,00	9,50	9,25		9.43
	Performance			1.60		9,50	9,50	9,50	9,25	9,50	9,75	9,50	9,75	9,50		9.54
	Composition			1.60		9,50	9,25	9,50	9,25	10,00	10,00	9,75	10,00	9,50		9.64
	Interpretation of the Music/Timing			1.60		9,25	9,00	9,75	9,50	9,75	10,00	9,75	9,75	9,25		9.57
	Judges Total Program Component Score (factored)															75.88

Deductions	0.00
-------------------	-------------

Spring Cup 2020

SENIOR FREE SKATING

JUDGES DETAILS PER SKATER

Rank	Name	Nation	Starting Number	Total Segment Score	Total Element Score	Total Program Component Score (factored)	Total Deductions
3	Team Nexxice	CAN	20	144.12	72.17	71.95	0.00

#	Executed Elements	Info	Base Value	GOE	Elm. Ded.	J1	J2	J3	J4	J5	J6	J7	J8	J9	Ref	Scores of Panel
1	NHE4+s4		6.50	2.69		4	4	5	4	4	5	3	4	4		9.19
2	I4+pi3		7.50	0.96		3	3	1	-2	-2	0	3	3	1		8.46
3	ME4+fm3		6.50	2.60		4	4	4	4	4	3	4	4	4		9.10
4	Pa4		6.00	1.63		3	4	3	3	2	3	2	2	3		7.63
5	TE4		6.50	0.65		3	2	1	2	2	0	0	0	-1		7.15
6	GL4		7.50	2.36		4	3	3	3	2	3	4	4	2		9.86
7	I3+pi3		6.50	2.23		4	4	3	4	3	4	3	3	3		8.73
8	AW2		4.00	1.49		4	5	4	3	5	3	3	4	3		5.49
9	Cr1		4.50	2.06		4	5	5	5	5	3	3	5	5		6.56
			55.50													72.17
	Program Components			Factor												
	Skating Skills			1.60		9,25	8,75	8,75	9,25	8,75	8,50	9,25	9,50	9,00		9.00
	Transitions			1.60		9,00	8,75	8,75	9,00	8,50	8,75	8,50	9,00	8,75		8.79
	Performance			1.60		9,50	8,75	8,50	8,75	8,75	8,50	9,00	9,25	9,00		8.86
	Composition			1.60		9,50	9,25	9,00	9,50	9,25	8,75	9,00	9,50	9,25		9.25
	Interpretation of the Music/Timing			1.60		9,25	9,00	9,00	9,25	8,75	8,75	9,00	9,75	9,25		9.07
	Judges Total Program Component Score (factored)															71.95

Deductions	0.00
-------------------	-------------

Rank	Name	Nation	Starting Number	Total Segment Score	Total Element Score	Total Program Component Score (factored)	Total Deductions
4	Team Skyliners	USA	19	142.03	72.99	69.04	0.00

#	Executed Elements	Info	Base Value	GOE	Elm. Ded.	J1	J2	J3	J4	J5	J6	J7	J8	J9	Ref	Scores of Panel
1	GL4		7.50	2.46		3	3	3	4	3	4	3	4	3		9.96
2	I4+pi3		7.50	2.25		3	2	3	2	4	4	3	3	3		9.75
3	TE4		6.50	2.04		3	4	3	3	4	3	3	3	3		8.54
4	ME4+fm3		6.50	2.60		3	4	4	4	5	5	4	4	3		9.10
5	Pa4		6.00	1.37		1	2	2	2	3	3	3	3	1		7.37
6	Cr1		4.50	1.16		2	2	3	2	2	3	3	3	4		5.66
7	AW2		4.00	1.43		3	3	5	4	4	3	4	3	4		5.43
8	I3+pi3		6.50	1.86		3	3	2	3	2	3	3	3	3		8.36
9	NHE4+s4		6.50	2.32		4	3	4	2	5	3	3	4	4		8.82
			55.50													72.99
	Program Components			Factor												
	Skating Skills			1.60		8,75	8,00	8,25	8,50	8,75	8,50	8,25	8,25	8,50		8.43
	Transitions			1.60		8,50	8,25	8,50	8,00	8,75	9,00	8,00	8,50	8,50		8.43
	Performance			1.60		8,75	8,75	8,75	8,75	9,25	9,00	8,50	9,00	9,00		8.86
	Composition			1.60		8,75	8,25	8,75	8,75	9,50	8,75	8,50	8,75	8,75		8.71
	Interpretation of the Music/Timing			1.60		8,50	8,50	8,50	8,50	9,00	9,25	8,50	9,00	9,00		8.71
	Judges Total Program Component Score (factored)															69.04

Deductions	0.00
-------------------	-------------

Spring Cup 2020

SENIOR FREE SKATING

JUDGES DETAILS PER SKATER

Rank	Name	Nation	Starting Number	Total Segment Score	Total Element Score	Total Program Component Score (factored)	Total Deductions
5	Team Tatarstan	RUS	21	139.08	69.72	71.36	-2.00

#	Executed Elements	Info	Base Value	GOE	Elm. Ded.	J1	J2	J3	J4	J5	J6	J7	J8	J9	Ref	Scores of Panel
1	ME4+fm3		6.50	1.95		4	4	4	4	2	3	2	1	2		8.45
2	GL3		6.50	-0.19		4	1	-3	-2	-3	4	1	0	-3		6.31
3	NHE4+s4		6.50	2.69		5	4	4	5	4	4	4	4	4		9.19
4	I3+pi3		6.50	2.41		5	4	4	3	4	4	4	3	3		8.91
5	Cr1		4.50	1.48		4	3	2	4	3	3	4	3	3		5.98
6	Pa4		6.00	1.97		4	4	3	3	4	3	3	3	3		7.97
7	TE4		6.50	2.14		4	3	3	4	4	3	3	3	3		8.64
8	I3+pi3		6.50	2.23		4	4	3	4	3	3	4	3	3		8.73
9	AW2		4.00	1.54		4	4	4	4	5	3	4	1	4		5.54
			53.50													69.72
Program Components				Factor												
Skating Skills				1.60		9,75	8,50	9,00	9,25	9,00	8,75	9,00	9,00	9,00		9,00
Transitions				1.60		9,50	8,25	8,75	9,00	8,50	9,25	9,00	9,50	8,75		8,96
Performance				1.60		9,25	9,00	8,50	8,75	8,00	8,25	9,00	8,00	8,50		8,57
Composition				1.60		9,50	8,50	9,00	9,25	9,00	9,00	9,00	9,00	9,25		9,07
Interpretation of the Music/Timing				1.60		9,25	8,25	8,75	9,00	9,00	9,00	9,00	9,25	9,00		9,00
Judges Total Program Component Score (factored)																71.36

Deductions	Falls: -2.00	-2.00
-------------------	--------------	--------------

Rank	Name	Nation	Starting Number	Total Segment Score	Total Element Score	Total Program Component Score (factored)	Total Deductions
6	Team Jingu Ice Messengers	JPN	15	118.53	63.07	56.46	-1.00

#	Executed Elements	Info	Base Value	GOE	Elm. Ded.	J1	J2	J3	J4	J5	J6	J7	J8	J9	Ref	Scores of Panel
1	AC2		4.00	0.97		2	3	3	3	3	2	2	2	2		4.97
2	NHE4+s4	F	6.50	-0.56		-1	-1	0	-2	-1	-1	0	-1	-1		5.94
3	GL4		7.50	1.39		2	2	1	1	2	2	2	2	2		8.89
4	TE4		6.50	0.84		1	2	1	2	0	0	1	2	2		7.34
5	I3+pi3		6.50	1.02		2	1	2	1	1	2	2	2	0		7.52
6	ME4+fm3		6.50	1.67		2	3	3	2	4	2	3	3	1		8.17
7	Pa4		6.00	1.37		3	2	1	3	3	2	3	2	1		7.37
8	I3+pi3		6.50	0.84		2	2	0	2	-1	1	1	2	1		7.34
9	Cr1		4.50	1.03		2	2	2	2	3	1	3	3	2		5.53
			54.50													63.07
Program Components				Factor												
Skating Skills				1.60		6,75	6,75	6,75	7,00	6,00	6,50	7,25	7,25	6,75		6,82
Transitions				1.60		6,75	6,50	6,50	6,50	6,00	7,00	7,00	7,25	6,50		6,68
Performance				1.60		7,25	7,00	7,00	7,25	7,25	6,75	7,50	7,00	7,00		7,11
Composition				1.60		7,25	7,50	7,00	7,00	7,75	7,25	7,75	7,50	7,50		7,39
Interpretation of the Music/Timing				1.60		7,00	7,25	7,25	7,00	7,50	7,50	7,75	7,25	7,25		7,29
Judges Total Program Component Score (factored)																56.46

Deductions	Falls: -1.00	-1.00
-------------------	--------------	--------------

F Fall

Spring Cup 2020

SENIOR FREE SKATING

JUDGES DETAILS PER SKATER

Rank	Name	Nation	Starting Number	Total Segment Score	Total Element Score	Total Program Component Score (factored)	Total Deductions
7	Team Hot Shivers	ITA	17	117.45	57.81	59.64	0.00

#	Executed Elements	Info	Base Value	GOE	Elm. Ded.	J1	J2	J3	J4	J5	J6	J7	J8	J9	Ref	Scores of Panel	
1	GL3		6.50	0.93		1	1	2	2	1	1	2	2	1		7.43	
2	TE4		6.50	1.11		1	2	1	2	1	2	3	2	2		7.61	
3	I3+pi3		6.50	0.84		1	1	0	2	1	2	3	1	1		7.34	
4	Pa3		5.00	0.29		1	0	0	2	1	1	0	1	0		5.29	
5	NHE4+s3		5.00	1.00		2	2	2	2	2	2	2	2	2		6.00	
6	ME4+fm2		5.50	0.86		1	1	1	0	2	3	2	3	1		6.36	
7	Cr1		4.50	0.96		1	2	3	2	2	1	3	4	2		5.46	
8	I3+pi3		6.50	1.02		2	1	1	1	2	2	2	2	1		7.52	
9	AW2		4.00	0.80		1	2	2	1	3	1	3	4	2		4.80	
			50.00														57.81
Program Components				Factor													
Skating Skills				1.60	7,25	7,00	7,00	7,50	6,75	7,25	7,50	7,50	7,50	7,50	7,00		7.21
Transitions				1.60	7,00	6,75	7,25	7,75	7,50	7,50	7,25	7,25	7,25	7,00		7.25	
Performance				1.60	7,00	6,75	7,50	8,00	7,50	7,50	7,75	7,75	7,25	7,25		7.46	
Composition				1.60	7,25	7,25	7,50	7,75	8,50	7,75	8,00	8,25	7,50		7.71		
Interpretation of the Music/Timing				1.60	7,00	7,00	7,75	8,00	7,75	7,50	8,00	8,00	7,50		7.64		
Judges Total Program Component Score (factored)																	59.64

Deductions	0.00
-------------------	-------------

Rank	Name	Nation	Starting Number	Total Segment Score	Total Element Score	Total Program Component Score (factored)	Total Deductions
8	Team Crystallettes	USA	18	115.64	59.47	58.17	-2.00

#	Executed Elements	Info	Base Value	GOE	Elm. Ded.	J1	J2	J3	J4	J5	J6	J7	J8	J9	Ref	Scores of Panel	
1	Pa4	F	6.00	-0.09		-1	1	0	-1	0	0	0	1	-1		5.91	
2	GL3		6.50	1.11		1	2	2	1	2	2	2	2	0		7.61	
3	I3+pi3		6.50	1.21		2	2	1	2	0	2	3	2	2		7.71	
4	ME4+fm3		6.50	1.21		2	1	2	1	3	2	3	2	1		7.71	
5	I3+pi3		6.50	0.84		2	1	1	2	1	2	1	1	1		7.34	
6	AW2		4.00	0.63		1	2	1	1	3	2	3	0	1		4.63	
7	TE4	F	6.50	-0.84		-1	-1	-1	-3	0	-2	0	-2	-2		5.66	
8	Cr1		4.50	0.51		2	-1	1	0	1	1	3	1	2		5.01	
9	NHE4+s4		6.50	1.39		2	2	2	1	3	2	3	2	2		7.89	
			53.50														59.47
Program Components				Factor													
Skating Skills				1.60	7,00	6,75	6,75	6,75	7,50	7,75	7,50	7,25	7,25		7.14		
Transitions				1.60	6,75	6,75	6,75	7,00	7,00	7,75	7,50	7,50	7,25		7.11		
Performance				1.60	7,00	6,50	6,50	7,25	7,25	7,75	7,75	7,50	7,25		7.21		
Composition				1.60	7,25	6,25	7,25	7,50	7,75	8,00	7,75	7,25	7,50		7.46		
Interpretation of the Music/Timing				1.60	6,75	6,00	7,00	7,50	7,75	8,25	8,00	7,50	7,50		7.43		
Judges Total Program Component Score (factored)																	58.17

Deductions	Falls: -2.00	-2.00
-------------------	--------------	--------------

F Fall

Spring Cup 2020

SENIOR FREE SKATING

JUDGES DETAILS PER SKATER

Rank	Name	Nation	Starting Number	Total Segment Score	Total Element Score	Program Score (factored)	Total Component Score (factored)	Total Deductions
9	Team Zoulous	FRA	16	111.48	54.37		58.11	-1.00

#	Executed Elements	Info	Base Value	GOE	Elm. Ded.	J1	J2	J3	J4	J5	J6	J7	J8	J9	Ref	Scores of Panel	
1	TE3		5.50	0.39		1	1	1	-2	0	1	1	2	0		5.89	
2	ME4+fm2		5.50	1.18		2	2	3	0	4	2	2	2	2		6.68	
3	NHE4+s3		5.00	0.86		2	2	2	1	2	2	2	1	1		5.86	
4	GL4		7.50	1.07		2	2	2	0	1	3	1	0	2		8.57	
5	I3+pi2		5.00	0.21		-1	1	2	-1	0	2	-1	1	1		5.21	
6	Cr1		4.50	0.71		2	2	2	1	1	1	3	1	2		5.21	
7	Pa3	F	5.00	-0.57		-2	0	-1	-2	0	-1	-1	-1	-2		4.43	
8	I3+pi3		6.50	0.93		2	0	1	1	1	2	2	3	1		7.43	
9	AW2		4.00	1.09		2	3	3	1	4	2	4	2	3		5.09	
			48.50													54.37	
Program Components				Factor													
Skating Skills				1.60		7,25	7,00	6,75	6,25	6,75	7,25	7,25	6,75	6,75			6.93
Transitions				1.60		7,00	6,75	7,00	6,25	7,50	7,50	7,25	6,75	7,00			7.04
Performance				1.60		7,50	7,25	7,25	6,75	7,50	8,00	7,50	7,50	7,25			7.39
Composition				1.60		7,25	7,50	7,50	7,00	8,50	7,75	7,75	7,00	7,50			7.46
Interpretation of the Music/Timing				1.60		7,00	7,50	7,75	7,00	7,75	8,00	7,75	7,25	7,50			7.50
Judges Total Program Component Score (factored)																58.11	

Deductions	Falls: -1.00	-1.00
-------------------	--------------	--------------

F Fall

Rank	Name	Nation	Starting Number	Total Segment Score	Total Element Score	Program Score (factored)	Total Component Score (factored)	Total Deductions
10	Team Passion	HUN	13	110.52	56.40		54.12	0.00

#	Executed Elements	Info	Base Value	GOE	Elm. Ded.	J1	J2	J3	J4	J5	J6	J7	J8	J9	Ref	Scores of Panel	
1	NHE4+s2		4.00	0.57		1	1	2	2	2	1	2	1	1		4.57	
2	I3+pi2		5.00	0.57		1	0	0	2	2	2	1	1	1		5.57	
3	GL3		6.50	1.02		1	1	1	1	1	2	3	2	3		7.52	
4	TE3		5.50	0.39		0	0	0	1	1	1	2	1	1		5.89	
5	ME4+fm3		6.50	1.30		2	2	2	3	2	2	2	2	2		7.80	
6	Pa4		6.00	1.20		2	3	1	2	4	2	2	2	1		7.20	
7	I3+pi3		6.50	1.39		2	1	0	2	3	2	3	3	2		7.89	
8	AW2		4.00	0.69		1	2	2	1	3	2	3	1	1		4.69	
9	Cr1		4.50	0.77		0	1	1	2	2	1	3	3	2		5.27	
			48.50													56.40	
Program Components				Factor													
Skating Skills				1.60		5,75	5,50	6,00	6,75	6,50	6,75	7,00	7,25	7,00			6.54
Transitions				1.60		5,50	5,50	6,25	7,00	7,00	7,00	6,75	7,00	6,75			6.61
Performance				1.60		6,00	6,00	6,50	7,25	7,50	7,00	7,50	7,25	7,25			6.96
Composition				1.60		5,75	6,00	6,25	7,50	7,75	6,75	7,50	7,50	7,25			6.96
Interpretation of the Music/Timing				1.60		5,50	5,75	6,00	7,50	7,25	7,25	7,25	7,00	6,75			6.75
Judges Total Program Component Score (factored)																54.12	

Deductions		0.00
-------------------	--	-------------

Spring Cup 2020

SENIOR FREE SKATING

JUDGES DETAILS PER SKATER

Rank	Name	Nation	Starting Number	Total Segment Score	Total Element Score	Total Program Score (factored)	Total Component Score (factored)	Total Deductions
11	Team Berlin 1	GER	14	105.60	53.95		53.65	-2.00

#	Executed Elements	Info	Base Value	GOE	Elm. Ded.	J1	J2	J3	J4	J5	J6	J7	J8	J9	Ref	Scores of Panel
1	GL3	F	6.50	-2.14		-2	-3	-4	-3	-3	-3	-3	-4	-4		4.36
2	TE4		6.50	0.56		2	2	1	0	-1	1	1	1	0		7.06
3	I3+pi3		6.50	0.74		2	1	1	1	2	1	1	1	1		7.24
4	ME4+fm2		5.50	1.18		2	2	3	0	3	2	3	1	2		6.68
5	NHE4+s3		5.00	0.79		3	2	2	1	2	2	1	1	1		5.79
6	Pa4	F	6.00	0.09		-1	3	0	-1	1	0	1	0	0		6.09
7	I3+pi3		6.50	0.09		2	1	0	-2	-1	1	3	-1	-1		6.59
8	Cr1		4.50	0.90		2	2	2	2	2	0	3	3	1		5.40
9	AC2		4.00	0.74		2	1	3	1	3	2	2	2	1		4.74
			51.00													53.95
	Program Components			Factor												
	Skating Skills			1.60		6,75	6,25	6,50	6,50	6,00	6,25	7,00	6,50	6,00		6.39
	Transitions			1.60		6,50	6,00	6,75	6,25	7,50	6,75	6,75	6,75	5,75		6.54
	Performance			1.60		6,75	6,25	6,50	6,75	7,25	6,50	7,25	6,50	6,00		6.64
	Composition			1.60		7,25	6,50	7,00	7,00	8,25	7,00	7,50	7,00	6,50		7.04
	Interpretation of the Music/Timing			1.60		7,00	6,50	7,25	7,00	7,25	7,00	7,00	6,75	6,25		6.93
	Judges Total Program Component Score (factored)															53.65

Deductions	Falls: -2.00	-2.00
-------------------	--------------	--------------

F Fall

Rank	Name	Nation	Starting Number	Total Segment Score	Total Element Score	Total Program Score (factored)	Total Component Score (factored)	Total Deductions
12	Team Darlings	CZE	10	100.62	50.11		50.51	0.00

#	Executed Elements	Info	Base Value	GOE	Elm. Ded.	J1	J2	J3	J4	J5	J6	J7	J8	J9	Ref	Scores of Panel
1	I2+pi2		4.00	-0.57		1	-2	-2	-1	-3	-2	-1	-1	-1		3.43
2	Pa4		6.00	1.29		2	3	2	2	3	2	2	2	1		7.29
3	ME4+fm2		5.50	0.79		1	2	1	1	2	2	2	1	1		6.29
4	GL3		6.50	0.93		1	1	1	1	2	2	2	2	1		7.43
5	AC2		4.00	0.51		1	1	1	1	2	1	2	1	2		4.51
6	NHE3+s1		2.50	0.54		2	2	2	2	3	3	2	2	1		3.04
7	I4+pi2		6.00	-0.17		2	0	0	0	-1	1	-1	-1	-2		5.83
8	TE4		6.50	0.65		1	0	1	2	1	1	1	1	1		7.15
9	Cr1		4.50	0.64		1	1	0	2	1	1	3	2	2		5.14
			45.50													50.11
	Program Components			Factor												
	Skating Skills			1.60		5,50	5,50	5,25	5,75	6,00	6,50	6,75	6,00	5,75		5.86
	Transitions			1.60		5,25	5,75	5,50	6,00	6,75	6,75	6,50	6,50	5,50		6.07
	Performance			1.60		5,75	6,25	5,75	6,25	7,50	7,25	7,25	7,00	6,75		6.64
	Composition			1.60		5,75	6,00	6,00	6,25	7,75	6,75	7,25	7,25	6,75		6.61
	Interpretation of the Music/Timing			1.60		5,50	5,75	6,25	6,25	7,50	7,00	7,00	6,50	6,00		6.39
	Judges Total Program Component Score (factored)															50.51

Deductions		0.00
-------------------	--	-------------

Spring Cup 2020

SENIOR FREE SKATING

JUDGES DETAILS PER SKATER

Rank	Name	Nation	Starting Number	Total Segment Score	Total Element Score	Program Score (factored)	Total Component Score (factored)	Total Deductions
13	Team Ice on Fire	ITA	12	99.97	51.37		49.60	-1.00

#	Executed Elements	Info	Base Value	GOE	Elm. Ded.	J1	J2	J3	J4	J5	J6	J7	J8	J9	Ref	Scores of Panel
1	NHE4+s3		5.00	0.79		2	2	1	1	3	2	1	2	1		5.79
2	I4+pi2		6.00	0.86		2	1	1	1	3	3	1	1	1		6.86
3	GL3		6.50	0.65		1	1	1	0	0	2	2	1	1		7.15
4	TE2		4.00	-0.11		1	0	-1	-2	-1	-1	1	0	0		3.89
5	Pa4		6.00	1.11		2	2	0	2	4	2	2	2	1		7.11
6	AW2		4.00	0.63		1	2	2	1	1	1	3	2	2		4.63
7	I3+pi3		6.50	0.93		2	3	0	0	1	2	1	2	2		7.43
8	ME3+fm1	F	4.00	-0.57		0	-3	-2	-2	-1	-1	0	-2	-2		3.43
9	Cr1		4.50	0.58		1	1	1	0	2	1	2	2	1		5.08
			46.50													51.37
	Program Components			Factor												
	Skating Skills			1.60		5,50	5,25	5,50	5,50	5,75	6,50	7,00	6,75	6,25		5.96
	Transitions			1.60		5,25	5,00	5,25	5,50	6,75	6,75	6,75	6,75	6,00		6.04
	Performance			1.60		5,75	5,50	5,50	5,75	7,25	6,50	7,25	6,50	6,00		6.18
	Composition			1.60		5,75	5,75	5,75	6,00	7,50	7,00	7,00	7,50	6,50		6.50
	Interpretation of the Music/Timing			1.60		5,50	5,50	5,75	5,75	7,75	7,00	7,00	7,00	6,25		6.32
	Judges Total Program Component Score (factored)															49.60

Deductions	Falls: -1.00	-1.00
-------------------	--------------	--------------

F Fall

Rank	Name	Nation	Starting Number	Total Segment Score	Total Element Score	Program Score (factored)	Total Component Score (factored)	Total Deductions
14	Team Skating Graces	GER	8	95.75	52.66		43.09	0.00

#	Executed Elements	Info	Base Value	GOE	Elm. Ded.	J1	J2	J3	J4	J5	J6	J7	J8	J9	Ref	Scores of Panel
1	Pa4		6.00	1.03		1	2	2	2	3	2	1	1	2		7.03
2	NHE4+s2		4.00	0.06		0	0	0	0	0	2	0	0	1		4.06
3	AC2		4.00	0.51		1	2	1	1	2	1	1	1	2		4.51
4	I4+pi2		6.00	0.00		1	0	0	0	1	2	-1	-1	-1		6.00
5	GL4		7.50	0.75		1	1	1	0	1	2	2	1	0		8.25
6	TE3		5.50	-0.31		0	-1	-1	-1	1	1	-1	-1	-1		5.19
7	Cr1		4.50	0.77		1	1	0	1	2	1	3	3	3		5.27
8	I3+pi3		6.50	0.19		1	-1	-1	0	1	2	0	1	0		6.69
9	ME4+fm2		5.50	0.16		1	-1	1	-1	1	2	0	0	0		5.66
			49.50													52.66
	Program Components			Factor												
	Skating Skills			1.60		5,00	4,50	4,50	4,75	5,50	6,00	5,50	5,00	4,75		5.00
	Transitions			1.60		4,75	5,00	5,00	5,00	6,00	6,25	5,25	5,50	5,25		5.29
	Performance			1.60		5,00	4,50	4,75	5,50	6,50	6,50	6,00	5,75	5,00		5.50
	Composition			1.60		5,00	4,75	5,25	5,50	7,50	6,25	5,75	6,25	5,75		5.68
	Interpretation of the Music/Timing			1.60		4,75	4,75	5,25	5,25	6,75	6,50	5,75	5,50	5,25		5.46
	Judges Total Program Component Score (factored)															43.09

Deductions		0.00
-------------------	--	-------------

Spring Cup 2020

SENIOR FREE SKATING

JUDGES DETAILS PER SKATER

Rank	Name	Nation	Starting Number	Total Segment Score	Total Element Score	Total Program Score (factored)	Total Component Score (factored)	Total Deductions
15	Team Olympia	CZE	11	94.08	47.13		47.95	-1.00

#	Executed Elements	Info	Base Value	GOE	Elm. Ded.	J1	J2	J3	J4	J5	J6	J7	J8	J9	Ref	Scores of Panel
1	I2+pi2		4.00	-0.51		0	-1	-2	-2	-2	-2	-1	-1	0		3.49
2	TE3	F	5.50	-0.63		-1	-1	-1	-2	-1	-3	-1	-1	-1		4.87
3	ME4+fm2		5.50	0.55		1	1	0	0	2	1	2	1	1		6.05
4	GL4		7.50	-0.11		0	0	0	-1	-1	0	0	0	0		7.39
5	AW2		4.00	0.63		2	1	2	0	3	1	3	1	1		4.63
6	Pa4		6.00	0.00		0	0	0	-1	1	0	-1	0	1		6.00
7	Cr1		4.50	0.84		1	2	2	1	2	1	3	3	2		5.34
8	I3+pi2		5.00	0.07		0	0	0	0	0	1	-1	0	1		5.07
9	NHE4+s2		4.00	0.29		2	0	1	0	1	0	1	1	1		4.29
			46.00													47.13
	Program Components				Factor											
	Skating Skills			1.60		5,25	5,00	5,25	5,50	5,50	5,50	6,75	6,25	6,00		5.61
	Transitions			1.60		5,00	5,25	5,50	5,25	6,00	6,00	6,75	6,25	6,50		5.82
	Performance			1.60		5,25	5,25	5,25	5,50	6,75	6,00	7,00	6,50	6,75		6.00
	Composition			1.60		5,25	5,50	5,75	5,75	7,00	6,00	7,00	7,50	7,00		6.29
	Interpretation of the Music/Timing			1.60		5,00	5,00	5,75	5,75	7,25	6,75	7,25	6,75	6,50		6.25
	Judges Total Program Component Score (factored)															47.95

Deductions	Falls: -1.00	-1.00
-------------------	--------------	--------------

F Fall

Rank	Name	Nation	Starting Number	Total Segment Score	Total Element Score	Total Program Score (factored)	Total Component Score (factored)	Total Deductions
16	Team Starlight	SUI	9	91.11	48.96		43.15	-1.00

#	Executed Elements	Info	Base Value	GOE	Elm. Ded.	J1	J2	J3	J4	J5	J6	J7	J8	J9	Ref	Scores of Panel
1	AW2		4.00	0.80		1	2	2	1	2	2	2	3	3		4.80
2	I4+pi2		6.00	-0.51		0	-1	-1	0	-3	-1	-1	-1	-1		5.49
3	GL3		6.50	0.37		0	0	1	1	-1	2	1	1	0		6.87
4	ME3+fm3		6.00	0.43		1	-1	1	0	1	1	1	0	1		6.43
5	Pa4		6.00	0.17		1	0	0	0	1	2	0	0	0		6.17
6	TE3		5.50	-0.55		0	-1	0	-1	-2	-2	-1	-1	-1		4.95
7	I2+pi3		5.50	0.31		1	1	-1	1	-2	0	1	1	1		5.81
8	NHE4+s2		4.00	-0.06		1	-1	1	-1	-2	-1	0	0	1		3.94
9	Cr1		4.50	0.00		0	-1	1	0	0	0	1	-1	0		4.50
			48.00													48.96
	Program Components				Factor											
	Skating Skills			1.60		4,75	4,75	5,00	5,25	4,75	5,50	5,75	5,00	5,00		5.04
	Transitions			1.60		4,50	5,00	5,25	4,75	5,50	5,75	5,50	5,75	5,75		5.36
	Performance			1.60		4,75	4,75	5,50	5,50	5,00	5,75	5,75	5,50	5,25		5.32
	Composition			1.60		5,00	5,50	5,75	5,75	6,25	5,50	5,75	6,50	6,25		5.82
	Interpretation of the Music/Timing			1.60		4,75	5,25	5,50	5,50	5,25	6,00	5,75	5,25	5,50		5.43
	Judges Total Program Component Score (factored)															43.15

Deductions	Falls: -1.00	-1.00
-------------------	--------------	--------------

Spring Cup 2020

SENIOR FREE SKATING

JUDGES DETAILS PER SKATER

Rank	Name	Nation	Starting Number	Total Segment Score	Total Element Score	Total Program Component Score (factored)	Total Deductions
17	Team Illumination	NED	6	77.73	41.34	36.39	0.00

#	Executed Elements	Info	Base Value	GOE	Elm. Ded.	J1	J2	J3	J4	J5	J6	J7	J8	J9	Ref	Scores of Panel
1	ME4+fm2		5.50	-0.39		-1	1	-1	-2	0	0	0	-2	-1		5.11
2	TE1		2.50	-0.25		-2	0	-1	-2	-1	-1	0	-1	-1		2.25
3	Pa3		5.00	-0.57		-2	-1	-2	-1	-1	0	-1	-1	-1		4.43
4	NHE3+s1		2.50	-0.36		-2	0	-1	-2	-1	-2	-1	-1	-2		2.14
5	I3+pi2		5.00	-0.14		-1	0	-1	-1	2	0	1	-1	0		4.86
6	Cr1		4.50	0.51		0	2	1	1	1	1	2	1	1		5.01
7	AC2		4.00	0.34		0	2	0	1	3	0	2	0	1		4.34
8	GL4		7.50	-0.43		-1	0	-1	0	-1	0	0	-1	-1		7.07
9	I3+pi3		6.50	-0.37		1	-1	-1	0	-2	1	0	-1	-2		6.13
			43.00													41.34
	Program Components				Factor											
	Skating Skills			1.60		4,50	4,25	4,25	4,25	4,50	4,75	5,00	4,75	4,00		4.46
	Transitions			1.60		4,00	4,50	3,75	4,25	4,75	5,25	4,75	4,50	3,75		4.36
	Performance			1.60		4,25	4,25	4,00	4,50	4,50	5,25	5,25	4,50	4,00		4.46
	Composition			1.60		4,50	4,00	4,25	4,75	6,00	5,50	5,25	5,00	4,50		4.82
	Interpretation of the Music/Timing			1.60		4,25	4,25	4,00	4,50	5,75	5,50	5,00	4,75	4,25		4.64
	Judges Total Program Component Score (factored)															36.39

Deductions	0.00
-------------------	-------------

Rank	Name	Nation	Starting Number	Total Segment Score	Total Element Score	Total Program Component Score (factored)	Total Deductions
18	Team Phoenix	BEL	4	73.38	42.71	33.67	-3.00

#	Executed Elements	Info	Base Value	GOE	Elm. Ded.	J1	J2	J3	J4	J5	J6	J7	J8	J9	Ref	Scores of Panel
1	I3+pi3		6.50	-0.19		0	0	-1	1	0	1	-1	-1	-1		6.31
2	GL3		6.50	-0.09		-1	0	0	0	0	0	0	-1	0		6.41
3	ME4+fm2		5.50	0.16		0	0	1	0	1	1	0	0	0		5.66
4	TE3		5.50	-0.94		-2	-1	-1	-1	-3	-2	-2	-3	-1		4.56
5	Pa3		5.00	-0.14		1	2	-1	-1	1	0	-1	-1	-2		4.86
6	NHE3+s1		2.50	-0.39		0	-1	-2	-2	-2	-2	-1	-1	-2		2.11
7	I3+pi3		6.50	-0.84		-1	1	-1	0	-1	-2	-1	-3	-3		5.66
8	Cr1		4.50	0.58		0	2	1	1	2	0	1	2	2		5.08
9	AC2	F	4.00	-1.94		-4	-5	-4	-5	-5	-5	-5	-5	-5		2.06
			46.50													42.71
	Program Components				Factor											
	Skating Skills			1.60		3,50	4,00	3,75	3,75	3,75	4,25	4,75	4,00	3,50		3.86
	Transitions			1.60		3,00	4,25	3,75	3,75	5,00	3,75	4,50	4,50	4,25		4.11
	Performance			1.60		3,25	4,00	4,00	4,25	4,00	3,75	4,75	4,00	4,00		4.00
	Composition			1.60		3,50	4,75	4,25	4,50	5,25	4,00	5,00	5,25	4,75		4.64
	Interpretation of the Music/Timing			1.60		3,25	4,50	4,50	4,50	5,00	3,75	5,00	4,50	4,25		4.43
	Judges Total Program Component Score (factored)															33.67

Deductions	Falls: -3.00	-3.00
-------------------	--------------	--------------

F Fall

Spring Cup 2020

SENIOR FREE SKATING

JUDGES DETAILS PER SKATER

Rank	Name	Nation	Starting Number	Total Segment Score	Total Element Score	Total Program Score (factored)	Total Component Score (factored)	Total Deductions
19	Team Fusion	ESP	7	72.95	36.00		37.95	-1.00

#	Executed Elements	Info	Base Value	GOE	Elm. Ded.	J1	J2	J3	J4	J5	J6	J7	J8	J9	Ref	Scores of Panel
1	ME4+fm2		5.50	0.86		1	2	2	1	2	2	1	1	2		6.36
2	TE1		2.50	-0.29		1	0	-1	-2	-1	-2	-2	-1	-1		2.21
3	I2+pi2		4.00	-0.40		-1	-1	-1	-1	-2	0	0	-1	-2		3.60
4	AC2		4.00	0.40		0	2	1	1	3	1	1	0	1		4.40
5	GL1		3.50	0.30		1	1	0	2	1	1	1	1	-1		3.80
6	I3+pi2		5.00	0.14		1	1	0	1	-2	2	0	-1	0		5.14
7	Cr1		4.50	0.51		1	1	1	1	1	1	2	1	2		5.01
8	NHE3+s1	F	2.50	-0.57		-3	-2	-2	-2	-2	-3	-2	-3	-1		1.93
9	Pa2		3.50	0.05		1	0	0	1	-1	0	1	-1	0		3.55
			35.00													36.00
	Program Components			Factor												
	Skating Skills			1.60		4,75	4,50	4,50	4,25	4,50	5,00	4,75	4,25	4,50		4.54
	Transitions			1.60		4,50	4,75	4,25	4,50	4,25	5,00	4,75	4,75	4,00		4.54
	Performance			1.60		5,00	4,50	4,50	5,00	4,75	5,25	5,25	4,50	4,00		4.79
	Composition			1.60		5,00	5,00	4,50	5,00	5,25	5,25	5,25	5,25	4,50		5.04
	Interpretation of the Music/Timing			1.60		4,75	4,75	4,75	4,75	5,00	5,50	5,00	4,75	4,25		4.82
	Judges Total Program Component Score (factored)															37.95

Deductions	Falls: -1.00	-1.00
-------------------	--------------	--------------

F Fall

Rank	Name	Nation	Starting Number	Total Segment Score	Total Element Score	Total Program Score (factored)	Total Component Score (factored)	Total Deductions
20	Team Zagreb Snowflakes	CRO	5	71.49	39.02		33.47	-1.00

#	Executed Elements	Info	Base Value	GOE	Elm. Ded.	J1	J2	J3	J4	J5	J6	J7	J8	J9	Ref	Scores of Panel
1	AW2		4.00	0.34		1	1	1	0	1	1	2	1	0		4.34
2	I2+pi3		5.50	-0.94		-1	0	-2	-2	-2	-2	-1	-2	-3		4.56
3	NHE3+s1		2.50	-0.29		-1	-1	-1	-1	-2	-1	-1	-2	-1		2.21
4	GL3		6.50	-0.93		-1	-2	-2	-1	-1	0	-2	-2	-1		5.57
5	TE1		2.50	-0.57		-2	-1	-2	-2	-3	-2	-2	-3	-3		1.93
6	ME4+fm2		5.50	-0.47		-1	-1	-2	-2	0	-1	1	-1	0		5.03
7	Pa4		6.00	-0.51		0	-1	-1	-1	0	0	-1	-2	-2		5.49
8	I3+pi3		6.50	-1.30		-2	-3	-1	-1	-3	-2	-2	-2	-2		5.20
9	Cr1		4.50	0.19		0	1	0	1	0	0	1	1	0		4.69
			43.50													39.02
	Program Components			Factor												
	Skating Skills			1.60		4,25	4,00	4,00	4,00	4,25	4,25	4,50	4,00	4,25		4.14
	Transitions			1.60		4,00	4,00	3,75	4,00	4,50	4,00	4,50	4,25	3,75		4.07
	Performance			1.60		4,00	3,75	3,75	4,00	4,25	4,75	4,50	3,50	3,75		4.00
	Composition			1.60		4,50	4,00	4,50	4,25	5,00	4,50	4,75	4,50	4,50		4.50
	Interpretation of the Music/Timing			1.60		4,00	4,00	4,25	4,25	4,00	4,75	4,75	4,25	4,00		4.21
	Judges Total Program Component Score (factored)															33.47

Deductions	Falls: -1.00	-1.00
-------------------	--------------	--------------

Spring Cup 2020

SENIOR FREE SKATING

JUDGES DETAILS PER SKATER

Rank	Name	Nation	Starting Number	Total Segment Score	Total Element Score	Total Program Component Score (factored)	Total Deductions
21	Team Ice United	NED	2	64.22	36.22	28.00	0.00

#	Executed Elements	Info	Base Value	GOE	Elm. Ded.	J1	J2	J3	J4	J5	J6	J7	J8	J9	Ref	Scores of Panel
1	AC2		4.00	0.34		1	1	1	0	1	1	1	0	1		4.34
2	I3+pi2		5.00	-0.07		0	2	0	0	0	0	0	-1	-1		4.93
3	ME4+fm2		5.50	-0.16		-1	0	-1	-1	0	0	0	0	0		5.34
4	GL2		4.50	-0.77		-3	-1	-2	-2	-2	-1	-1	-2	-2		3.73
5	NHE3+s1		2.50	-0.29		-2	0	-1	-1	-1	-2	-1	-1	-1		2.21
6	Pa4		6.00	-0.60		-1	0	-1	-1	-1	-1	-1	-1	-2		5.40
7	I2+pi2		4.00	-0.29		-1	0	-2	0	-2	-1	0	-1	0		3.71
8	TE1		2.50	-0.50		-2	-1	-2	-2	-2	-2	-2	-2	-2		2.00
9	Cr1		4.50	0.06		0	1	0	-1	1	0	1	0	-1		4.56
			38.50													36.22
	Program Components				Factor											
	Skating Skills			1.60		3,25	3,25	3,50	3,00	3,75	3,50	3,50	3,25	3,00		3.32
	Transitions			1.60		2,75	3,50	3,00	2,75	3,25	3,00	3,75	3,50	3,50		3.21
	Performance			1.60		3,00	3,50	3,75	3,25	4,00	3,25	3,75	4,00	3,75		3.61
	Composition			1.60		3,25	3,75	3,50	3,50	4,75	3,50	4,00	5,00	3,75		3.82
	Interpretation of the Music/Timing			1.60		3,00	3,50	3,75	3,50	3,75	3,25	3,75	4,25	3,25		3.54
	Judges Total Program Component Score (factored)															28.00

Deductions	0.00
-------------------	-------------

Rank	Name	Nation	Starting Number	Total Segment Score	Total Element Score	Total Program Component Score (factored)	Total Deductions
22	Team Sweet Mozart	AUT	3	59.54	31.70	27.84	0.00

#	Executed Elements	Info	Base Value	GOE	Elm. Ded.	J1	J2	J3	J4	J5	J6	J7	J8	J9	Ref	Scores of Panel
1	ME3+fm2		5.00	0.21		0	1	1	1	0	1	1	-1	-1		5.21
2	AC2		4.00	-0.17		-1	0	0	0	0	0	-1	-1	-2		3.83
3	TE1		2.50	-0.54		-2	-2	-2	-2	-2	-3	-1	-2	-3		1.96
4	I2+pi1		2.00	-0.63		-2	-2	-4	-4	-3	-3	-3	-4	-3		1.37
5	GL2		4.50	-0.58		-2	-1	-1	-1	-1	-1	-1	-2	-3		3.92
6	Pa2		3.50	-0.15		-1	1	-1	0	-1	0	1	-1	-2		3.35
7	I2+pi3		5.50	0.08		-1	1	0	0	0	0	1	0	0		5.58
8	NHE3+s1		2.50	-0.46		-1	-2	-2	-2	-3	-2	0	-2	-2		2.04
9	Cr1		4.50	-0.06		-1	1	0	0	-1	-1	1	0	0		4.44
			34.00													31.70
	Program Components				Factor											
	Skating Skills			1.60		3,50	3,00	3,75	3,50	3,25	3,25	4,00	3,75	3,25		3.46
	Transitions			1.60		3,00	3,25	3,50	3,00	2,75	3,00	4,00	3,50	3,50		3.25
	Performance			1.60		2,75	3,25	3,75	3,75	3,25	3,25	4,25	3,75	3,75		3.54
	Composition			1.60		3,50	3,50	4,00	3,75	3,75	3,00	4,50	4,00	4,00		3.79
	Interpretation of the Music/Timing			1.60		3,00	3,00	3,50	4,00	3,00	3,00	4,25	3,50	3,50		3.36
	Judges Total Program Component Score (factored)															27.84

Deductions	0.00
-------------------	-------------

Spring Cup 2020
SENIOR FREE SKATING

JUDGES DETAILS PER SKATER

Rank	Name	Nation	Starting Number	Total Segment Score	Total Element Score	Total Program Component Score (factored)				Total Deductions
23	Team Shining Blades	ITA	1	50.90	30.06	21.84				-1.00

#	Executed Elements	Info	Base Value	GOE	Elm. Ded.	J1	J2	J3	J4	J5	J6	J7	J8	J9	Ref	Scores of Panel
1	Pa2		3.50	-0.35		-1	-1	-1	0	-2	-1	-1	-1	-1		3.15
2	Cr1		4.50	-0.13		-1	-1	0	1	-1	0	0	0	0		4.37
3	I3+pi2		5.00	-0.79		-1	-2	-2	-1	-2	-1	-1	-2	-2		4.21
4	TEB		1.50	-0.49		-3	-3	-3	-3	-4	-3	-3	-4	-4		1.01
5	GL1		3.50	-0.70		-2	-1	-2	-2	-2	-2	-1	-3	-3		2.80
6	NHE3+s1		2.50	-0.64		-2	-1	-3	-2	-3	-2	-3	-3	-3		1.86
7	I3+pi3		6.50	-1.58		-4	-2	-4	-2	-1	0	-2	-3	-3		4.92
8	ME3+fm2		5.00	-0.86		-1	-1	-2	-1	-2	-2	-2	-2	-2		4.14
9	AC2		4.00	-0.40		-3	0	-1	0	-2	-1	0	-2	-1		3.60
			36.00													30.06
	Program Components			Factor												
	Skating Skills			1.60		2,75	3,00	2,75	2,75	2,50	2,75	3,00	2,00	2,75		2.75
	Transitions			1.60		2,50	2,50	2,50	2,50	2,25	2,75	3,00	1,75	2,50		2.50
	Performance			1.60		2,75	2,25	2,75	3,00	2,75	3,00	3,00	2,50	2,75		2.79
	Composition			1.60		2,75	2,75	2,75	2,75	3,50	2,75	3,25	3,00	3,25		2.93
	Interpretation of the Music/Timing			1.60		2,50	2,50	2,25	2,75	2,75	2,75	2,75	2,75	3,00		2.68
	Judges Total Program Component Score (factored)															21.84

Deductions	Falls: -1.00	-1.00
-------------------	--------------	--------------

printed: 16/02/2020 22:32:25

SENIOR

RESULT DETAILS FREE SKATING

Pl.	Name	Nation	Total Segment Score =	Total Element Score +	Tot. Prog. Comp. Score * +	SS	TR	PE	CO	IN	Deduct. -
1	Team Unique	FIN	154.60	78.31	76.29	9.32	9.43	9.64	9.68	9.61	0.00
2	Team Marigold Ice Unity	FIN	153.60	77.72	75.88	9.25	9.43	9.54	9.64	9.57	0.00
3	Team Nexxice	CAN	144.12	72.17	71.95	9.00	8.79	8.86	9.25	9.07	0.00
4	Team Skyliners	USA	142.03	72.99	69.04	8.43	8.43	8.86	8.71	8.71	0.00
5	Team Tatarstan	RUS	139.08	69.72	71.36	9.00	8.96	8.57	9.07	9.00	2.00
6	Team Jingu Ice Messengers	JPN	118.53	63.07	56.46	6.82	6.68	7.11	7.39	7.29	1.00
7	Team Hot Shivers	ITA	117.45	57.81	59.64	7.21	7.25	7.46	7.71	7.64	0.00
8	Team Crystallettes	USA	115.64	59.47	58.17	7.14	7.11	7.21	7.46	7.43	2.00
9	Team Zoulous	FRA	111.48	54.37	58.11	6.93	7.04	7.39	7.46	7.50	1.00
10	Team Passion	HUN	110.52	56.40	54.12	6.54	6.61	6.96	6.96	6.75	0.00
11	Team Berlin 1	GER	105.60	53.95	53.65	6.39	6.54	6.64	7.04	6.93	2.00
12	Team Darlings	CZE	100.62	50.11	50.51	5.86	6.07	6.64	6.61	6.39	0.00
13	Team Ice on Fire	ITA	99.97	51.37	49.60	5.96	6.04	6.18	6.50	6.32	1.00
14	Team Skating Graces	GER	95.75	52.66	43.09	5.00	5.29	5.50	5.68	5.46	0.00
15	Team Olympia	CZE	94.08	47.13	47.95	5.61	5.82	6.00	6.29	6.25	1.00
16	Team Starlight	SUI	91.11	48.96	43.15	5.04	5.36	5.32	5.82	5.43	1.00
17	Team Illumination	NED	77.73	41.34	36.39	4.46	4.36	4.46	4.82	4.64	0.00
18	Team Phoenix	BEL	73.38	42.71	33.67	3.86	4.11	4.00	4.64	4.43	3.00
19	Team Fusion	ESP	72.95	36.00	37.95	4.54	4.54	4.79	5.04	4.82	1.00
20	Team Zagreb Snowflakes	CRO	71.49	39.02	33.47	4.14	4.07	4.00	4.50	4.21	1.00
21	Team Ice United	NED	64.22	36.22	28.00	3.32	3.21	3.61	3.82	3.54	0.00
22	Team Sweet Mozart	AUT	59.54	31.70	27.84	3.46	3.25	3.54	3.79	3.36	0.00
23	Team Shining Blades	ITA	50.90	30.06	21.84	2.75	2.50	2.79	2.93	2.68	1.00

SS = Skating Skills

TR = Transitions

PE = Performance

CO = Composition

IN = Interpretation of the Music/Timing


* = factored score

Printed: 16/02/2020 22:32:14

Spring Cup 2020

Mr. Massimo ORLANDINI ISU
Referee

Printed: 16/02/2020 22:32:52

A handwritten signature in blue ink, appearing to read "Massimo Orlandini".

Mr. Philippe MAITROT ISU
Technical Controller

A handwritten signature in blue ink, appearing to read "Philippe Maitrot".